

connectors
for **flexible
circuits**



Developed & patented by Nicomatic, the Crimpflex® connection system complies with the most rigorous electrical & mechanical requirements.

The crimping of the contacts is obtained by piercing the conductor in 6 points. This ensures excellent mechanical retention by 2 points & electrical contact by 4 points with the lowest possible contact resistance.

The Crimpflex® housings are made of thermoplastic material filled with glass fiber & classified UL94V0. They are available for male & female contacts, single or double row, locking or not, polarized or not.

The Crimpflex® machines (manual & pneumatic presses) are saving your time & money (simple & quick setting up, all connecting combinations, quick pay off & low assembly costs). Other advantages: mass termination of all contacts in one press stroke, which saves time and allows more accuracy. Crimp is easily inspected, the housing is assembled after crimping, the width of the circuit is not limited by the width of the housing, the housing can be removed, use of contacts in reel at final pitch of 2.54mm (0,100").

The Crimpflex® flexcable jumpers, meant for board-to-board connections, are made of flat copper conductors to both sides (with polyester laminated and terminated with the Crimpflex® connector system).

Nicomatic manufactures FFC Card Cables (pitch: 0,5mm, 1mm, 1,25mm, 1,27mm, 2,54mm in different styles and lengths.

FFC Card Cable


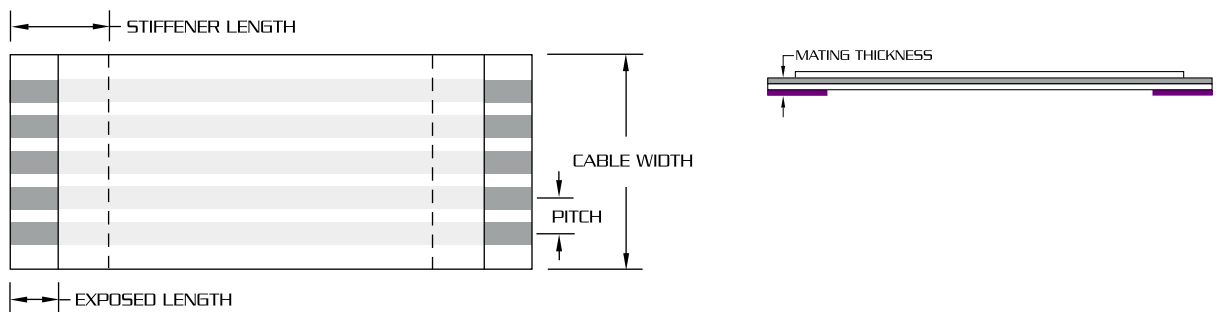


TECHNICAL DATA

Pitch	0.5 mm	1.00 mm	1.25 mm	1.27 mm	2.54 mm
Cable Width	(N+1) 0.50	(N+1)	(N+1) 1.25	(N+1) 1.27	(N+1) 2.54
Cable Thickness	0.22	0.25	0.25	0.25	0.25
Conductor Width	0.28	0.66	0.80	0.80	1.57
Conductor Thickness	0.035	0.076	0.076	0.076	0.076
Exposed Length	4	5 (4 for P8)	5 (4 for P8)	5 (4 for P8)	5 (4 for P8)
Stiffener Length	6 (2 for P8)	10 (2 for P8)	10 (2 for P8)	10 (2 for P8)	10 (2 for P8)
Mating Thickness (P3, P5)	0.30	0.30	0.30	0.30	0.30
Insulation	Polyester	Polyester	Polyester	Polyester	Polyester
Voltage	90 V	90 V	300 V	300 V	300 V
Temperature	-55°C to 105°C	-55°C to 105°C	-55°C to 105°C	-55°C to 105°C	-55°C to 105°C
UL Flame Rating	VW-1	VW-1	VW-1	VW-1	VW-1
Dielectric Strength	5,000 V	5,000 V	5,000 V	5,000 V	5,000 V
Insulation Resistance	5,000 MΩ	5,000 MΩ	5,000 MΩ	5,000 MΩ	5,000 MΩ

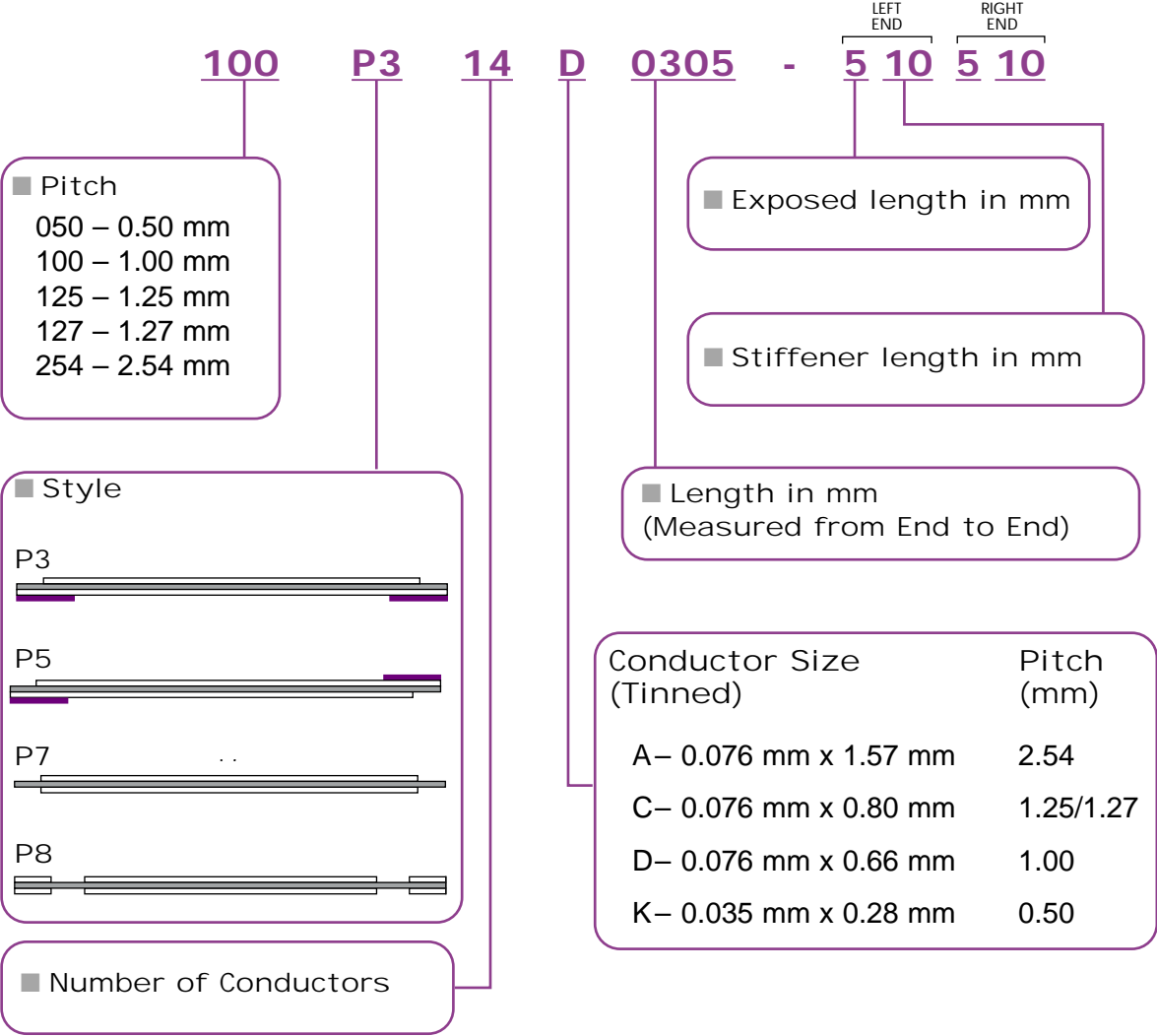
• All dimensions in mm •

■ Style P3 Shown

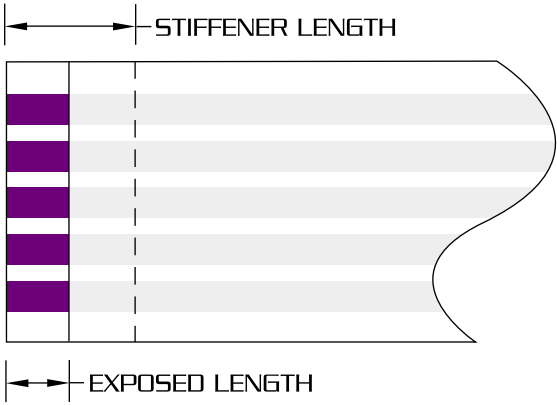


FFC Card Cable

Part Numbering System



■ Style P3, P5



■ Style P7, P8

