

FEATURES

- ULTRA-SMALL LOW PROFILE 0201, 0402 & 0603 SIZES
- HIGH CURRENT & HIGH SRF
- COMPATIBLE WITH Pb-FREE SOLDERING
- RoHS COMPLIANT

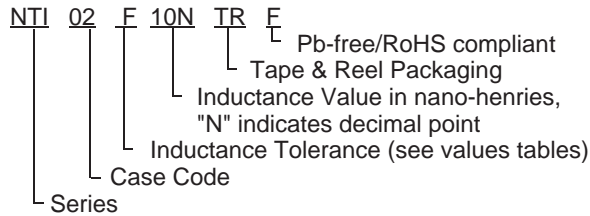
**RoHS
Compliant**
includes all homogeneous materials

*See Part Number System for Details

CHARACTERISTICS

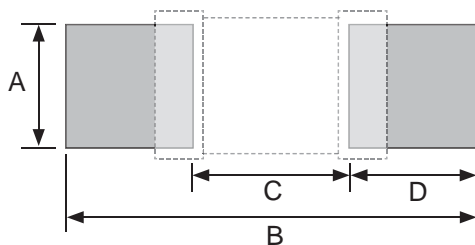
Case Size	0201	0402	0603
Inductance Range	0.1nH ~ 10nH	0.2nH ~ 33nH	1.0nH ~ 100nH
Available Tolerance	±0.1nH (B), ±0.2nH (C), ±0.3nH (D), ±1% (F), ±2% (G) & ±5% (J)		
Temperature Range	-40°C ~ +85°C		
Resistance to Solder Heat	260°C ±5°C for 5 seconds		
Temperature Cycling	ΔL ≤10% after 10 cycles -40°C/+20°C/+85°C/+20°C		

PART NUMBER SYSTEM

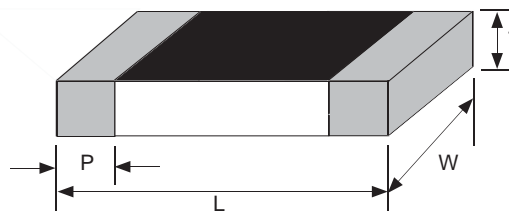
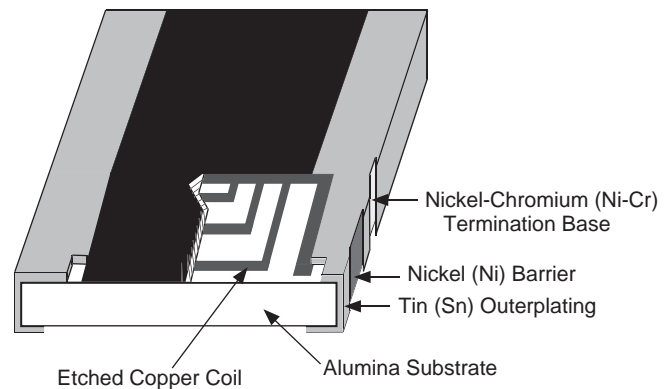


CASE DIMENSIONS (mm)				
Case Size	L	W	T	P
0201	0.60 ± 0.05	0.30 ± 0.05	0.23 ± 0.05	0.15 ± 0.05
0402	1.0 ± 0.05	0.5 ± 0.05	0.32 ± 0.05	0.20 ± 0.10
0603	1.6 ± 0.10	0.8 ± 0.10	0.45 ± 0.10	0.30 ± 0.20

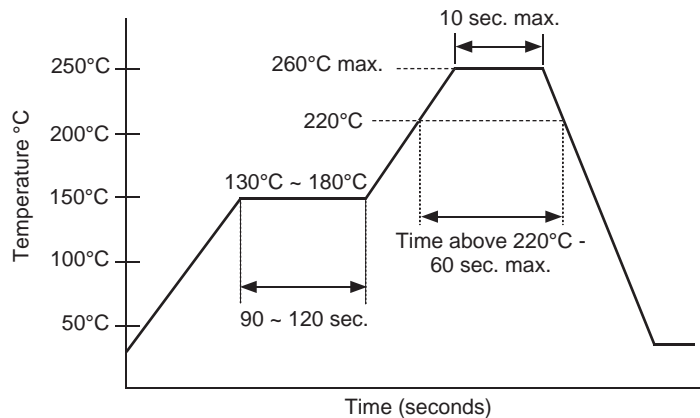
LAND PATTERN DIMENSIONS (mm)				
Case Size	A	B	C	D
0201	0.2 ~ 0.3	0.8 ~ 0.9	0.2 ~ 0.3	0.3 ~ 0.4
0402	0.5 ~ 0.6	1.5 ~ 1.8	0.5 ~ 0.6	0.5 ~ 0.6
0603	0.6 ~ 1.0	2.4 ~ 2.8	0.7 ~ 0.9	0.9 ~ 1.1



CONSTRUCTION



REFLOW SOLDERING PROFILE



Available Values - 0603 Case Size								
Inductance Value (nH)	Part Number	DC Resistance Max. (Ω)	DC Current Max. (mA)	Available Tolerances & Tolerance Codes	Q Factor Min. & Test Frequency	SRF Min. (GHz)		
1.0	NTI06_1N0TRF	0.35	800	$\pm 0.1\text{nH}$ (B), $\pm 0.2\text{nH}$ (C), $\pm 0.3\text{nH}$ (D)	15 @ 300MHz	13		
1.2	NTI06_1N2TRF							
1.5	NTI06_1N5TRF							
1.8	NTI06_1N8TRF							
2.2	NTI06_2N2TRF	0.45	300					
2.7	NTI06_2N7TRF							
3.3	NTI06_3N3TRF							
3.9	NTI06_3N9TRF							
4.7	NTI06_4N7TRF	0.55	250			$\pm 1\%$ (F), $\pm 2\%$ (G), $\pm 5\%$ (J)	15 @ 300MHz	5
5.6	NTI06_5N6TRF							
6.8	NTI06_6N8TRF							
8.2	NTI06_8N2TRF							
10	NTI06_10NTRF	0.95	200					
12	NTI06_12NTRF							
15	NTI06_15NTRF							
18	NTI06_18NTRF							
22	NTI06_22NTRF	1.65	150					
27	NTI06_27NTRF							
33	NTI06_33NTRF							
39	NTI06_39NTRF							
47	NTI06_47NTRF	1.95	100					
56	NTI06_56NTRF							
68	NTI06_68NTRF							
100	NTI06_R10TRF							
		2.35				4		
		2.75				3		
		3.00				2		
		3.00				1.5		
		5.00				1		
		7.50						

TAPE AND REEL DIMENSIONS (mm)

Type	A	B	E	F	W	P ₀	P ₁	P ₂	t	Reel Quantity
NTI02	0.40 ± 0.05	0.70 ± 0.05	1.75 ± 0.05	3.5 ± 0.05	8.0 ± 0.10	4.0 ± 0.10	2.0 ± 0.05	2.0 ± 0.05	0.42 ± 0.02	10,000
NTI04	0.70 ± 0.05	1.16 ± 0.05					4.0 ± 0.10		0.40 ± 0.03	
NTI06	1.10 ± 0.10	1.90 ± 0.10					0.60 ± 0.03		5,000	

