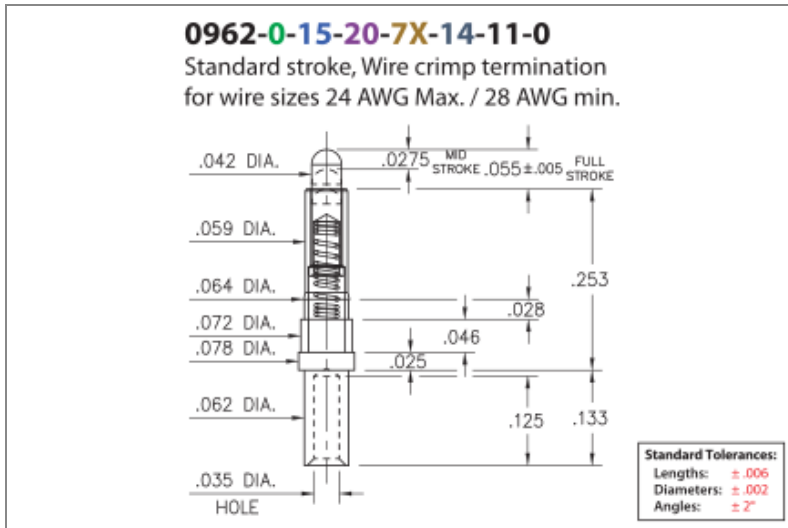




PRODUCT NUMBER: 0962-0-15-20-75-14-11-0

www.mill-max.com  
DATA SHEET



## 0962-0-15-20-75-14-11-0 SPECIFICATIONS

General Info	
<b>Description<sup>1</sup>:</b>	Spring-Loaded Pin for Crimp Termination
<b>Plunger Type:</b>	Round
<b>Mounting Feature:</b>	Wire Mount
<b>Initial Height:</b>	.441" (11,201mm)
<b>Stroke:</b>	.055" (1,397mm)
<b>Packaging:</b>	Packaged in Bulk
<b>RoHS<sup>2</sup>:</b>	Yes
<b>Product Lifecycle<sup>3</sup>:</b>	Active

Materials	
<b>Shell Material<sup>4</sup>:</b>	Brass Alloy
<b>Shell Plating<sup>5</sup>:</b>	20 μ" Gold over Nickel
<b>Spring Plating<sup>6</sup>:</b>	10 μ" Gold over Nickel

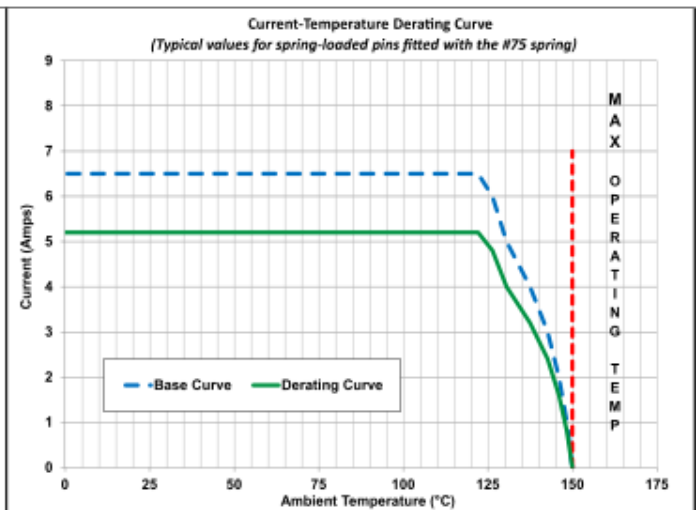
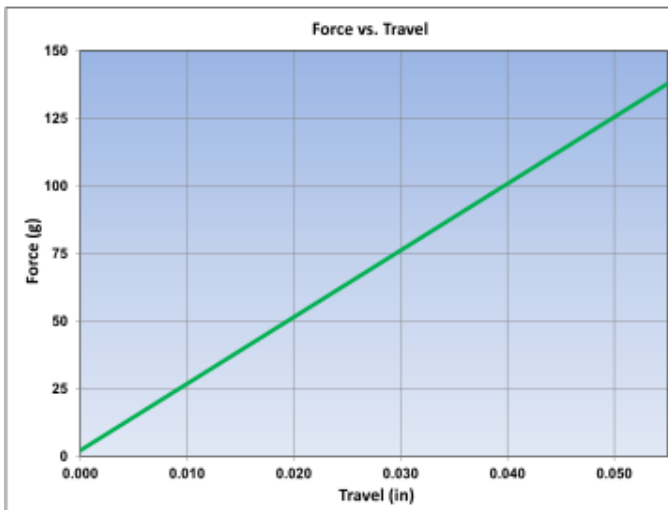
Technical Specs	
<b>Durability:</b>	100,000 to 1,000,000 Cycles @ Mid-Stroke
<b>Operating Temperature Range<sup>7</sup>:</b>	-55/+125° C
<b>Current Rating<sup>8</sup>:</b>	See Spring Specifications Below
<b>Contact Resistance<sup>9</sup>:</b>	See Spring Specifications Below
<b>Shock<sup>10</sup>:</b>	No Elect. Discontinuity > 1μs @ 50g
<b>Vibration<sup>11</sup>:</b>	No Elect. Discontinuity > 1μs @ 10-2000HZ, 20 G

## NOTES:

- Standard Tolerances:  
Lengths +/- .006" (0,15)  
Diameters: +/- .002" (0,051)  
Angles: +/- 2°
- Mill-Max products labeled with the RoHS symbol are compliant with all three ROHS Directives. All of our products previously described as RoHS (2002/95/EC) and RoHS-2 (2011/65/EC) are also compliant with RoHS-3 (2015/863/EU).
- Part is Active and in Production, No Scheduled Obsolescence
- Brass Alloy 360 per ASTM B 16, or 385 per ASTM B455
- GOLD per ASTM B 488, Type 1 (99.7% min. gold), Code C (130-200 HK {Knoop hardness}); NICKEL per ASTM B 689, Type 2 (Bright)
- GOLD per ASTM B 488, Type 1 (99.7% min. gold), Code C (130-200 HK {Knoop hardness}), NICKEL per ASTM B 689, Type 2 (Bright)
- Storage per IEC 60512-11-(4,9,10,12) and peak operating temperature per IEC 60512-5-2, Test 5b
- Per IEC 60512-5-2; Current Carrying Capacity; Current Derating
- Per EIA-364-23C: Low Level Contact Resistance.
- Per IEC 60512-6-3: Test 6c: Shock
- Per IEC 60512-6-4: Test 6d: Vibration (sinusoidal)

## SPRING:

<b>#75 SPRING</b> STANDARD FORCE SPRING	Full Stroke Capability : .055"± .005" [1,4 ± 0,127]
Spring Material : Beryllium Copper Alloy 172	Force @ Mid. Stroke : 60 g ± 20 g
Mid. Stroke : .0275" [0,7]	Initial Force (Pre-Load) : 10 g



The stroke, force and current rating values are measured using spring pins with an internal construction per the design specification. Individual spring pin performance may vary from these values based on design differences.

Material	Beryllium Copper	Grams Force	60.0000g
Max Stroke	0.06	Maximum Current	6.5A @ 30° C Temp. Rise

<b>Maximum Operating Temp @ Max Current</b>	120.00° C	<b>20% De-rated Maximum Current</b>	5.20A
<b>Contact Resistance</b>	20.00mΩ Max		

## ADDITIONAL NOTES AND SPECIFICATIONS

In the interest of improved design, quality and performance, Mill-Max reserves the right to make changes in its specifications without prior notice. Specifications and tolerances are provided wherever possible. The tolerance on dimensions of critical to function features is typically held tighter than the stated standard tolerances, such as press-fits, holes and lengths affecting the coplanarity of SMT products. Due to the wide variety of interconnects Mill-Max offers, the specific tolerances vary from product to product. If you need information regarding the tolerance of a particular part, please contact Technical Services.

## RELATED LINKS AND DOCUMENTS

Engineering Notebook: ( <https://www.mill-max.com/engineering-notebooks/spring-loaded-pogo-pins-connectors> )

Environmental Compliance: ( <https://www.mill-max.com/rohs> )