



Micro Commercial Components



Micro Commercial Components  
20736 Marilla Street Chatsworth  
CA 91311  
Phone: (818) 701-4933  
Fax: (818) 701-4939

# SDB201L THRU SDB207L

## Features

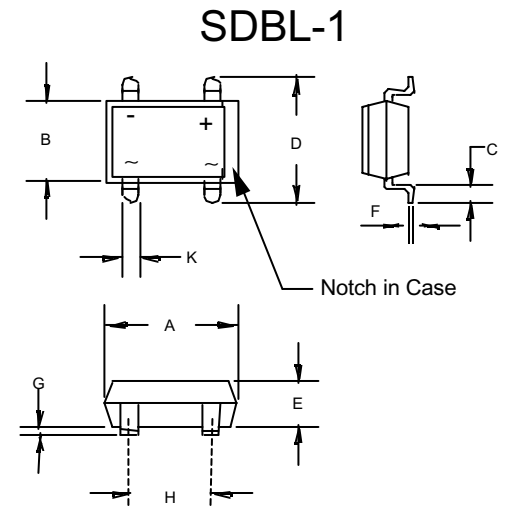
- Surface Mount Package
- Glass Passivated Diode Construction
- High Surge Current Capability
- Epoxy meets UL 94 V-0 flammability rating
- Moisture Sensitivity Level 1
- Lead Free Finish/RoHS Compliant (NOTE 1) ("P" Suffix designates RoHS Compliant. See ordering information)
- Halogen free available upon request by adding suffix "-HF"

## Maximum Ratings

- Operating Temperature: -55°C to +150°C
- Storage Temperature: -55°C to +150°C
- UL Recognized File # E165989

MCC Part Number	Device Marking	Maximum Recurrent Peak Reverse Voltage	Maximum RMS Voltage	Maximum DC Blocking Voltage
SDB201L	SDB201	50V	35V	50V
SDB202L	SDB202	100V	70V	100V
SDB203L	SDB203	200V	140V	200V
SDB204L	SDB204	400V	280V	400V
SDB205L	SDB205	600V	420V	600V
SDB206L	SDB206	800V	560V	800V
SDB207L	SDB207	1000V	700V	1000V

## 2 Amp Single Phase Glass Passivated Bridge Rectifier 50 to 1000 Volts

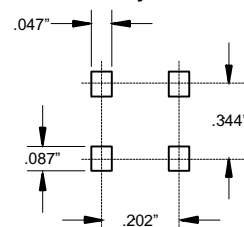


DIM	DIMENSIONS				NOTE
	INCHES		MM		
A	.320	.335	8.12	8.51	
B	.244	.256	6.20	6.50	
C	.040	.060	1.02	1.53	
D	.366	.413	9.30	10.5	
E	.087	.095	2.20	2.40	
F	.006	.013	0.15	0.33	
G	.003	.013	0.076	0.33	
H	.195	.205	5.00	5.20	
K	.037	.047	0.95	1.20	

## Electrical Characteristics @ 25°C Unless Otherwise Specified

Average Forward Current	$I_{F(AV)}$	2.0 A	$T_A = 40^\circ\text{C}$
Peak Forward Surge Current	$I_{FSM}$	60A	8.3ms, half sine
Maximum Instantaneous Forward Voltage	$V_F$	1.2V	$I_F = 2.0\text{A}; T_A = 25^\circ\text{C}$
Maximum DC Reverse Current At Rated DC Blocking Voltage	$I_R$	10μA 0.5mA	$T_J = 25^\circ\text{C}$ $T_J = 125^\circ\text{C}$
Typical Junction Capacitance	$C_J$	25pF	Measured at 1.0MHz, $V_R=4.0\text{V}$
Rating For Fusing	$I^2t$	14.9A <sup>2</sup> s	t<8.3ms

### Suggested Solder Pad Layout



Notes: 1. High Temperature Solder Exemption Applied, see EU Directive Annex Notes 7

FIG.1-DERATING CURVE FOR OUTPUT RECTIFIED CURRENT

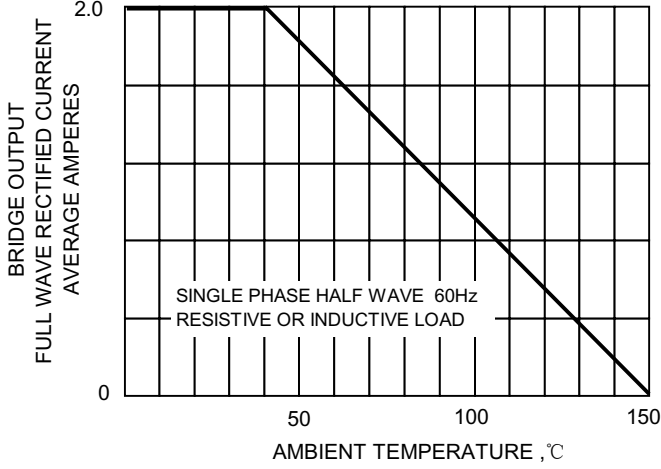


FIG.2-MAXIMUM NON-REPETITIVE PEAK FORWARD SURGE CURRENT

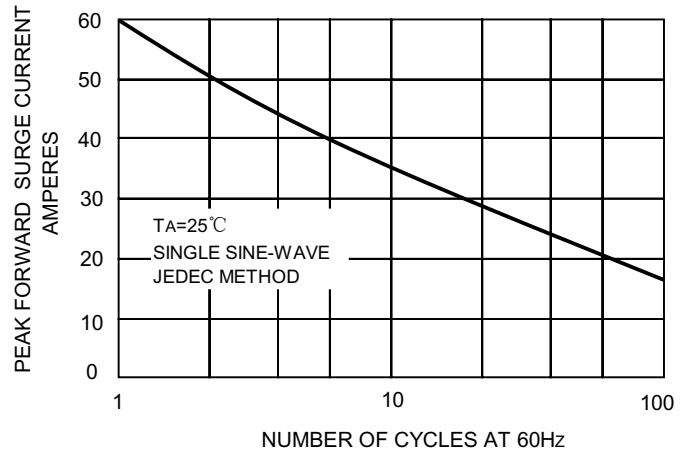


FIG.3-TYPICAL JUNCTION CAPACITANCE

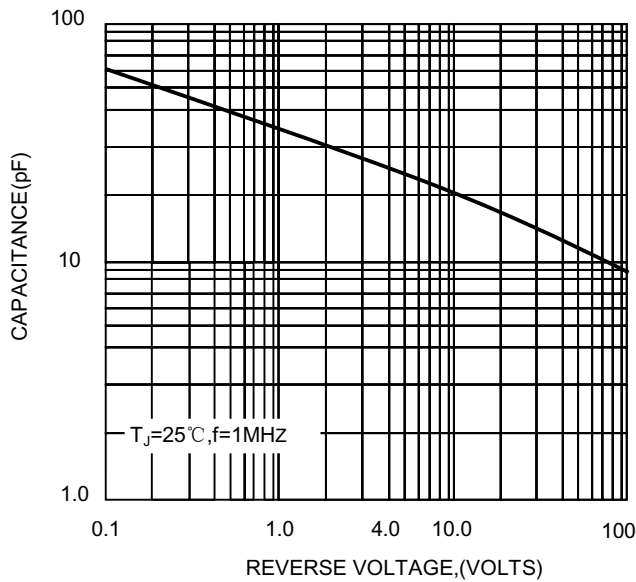


FIG.4-TYPICAL FORWARD CHARACTERISTICS

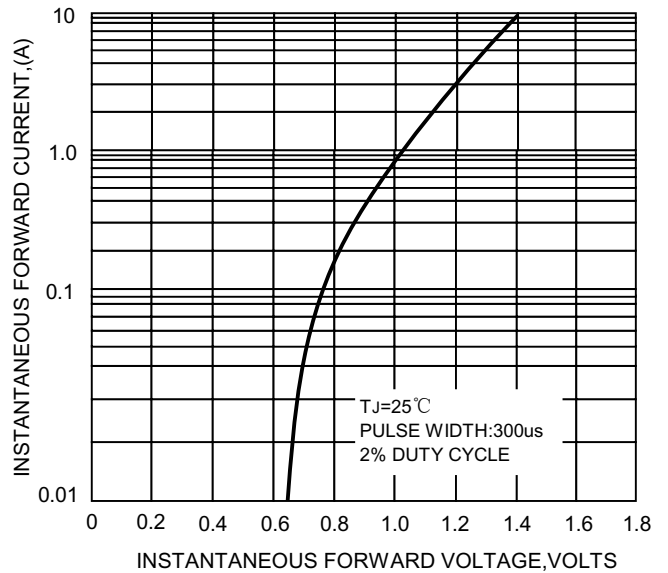
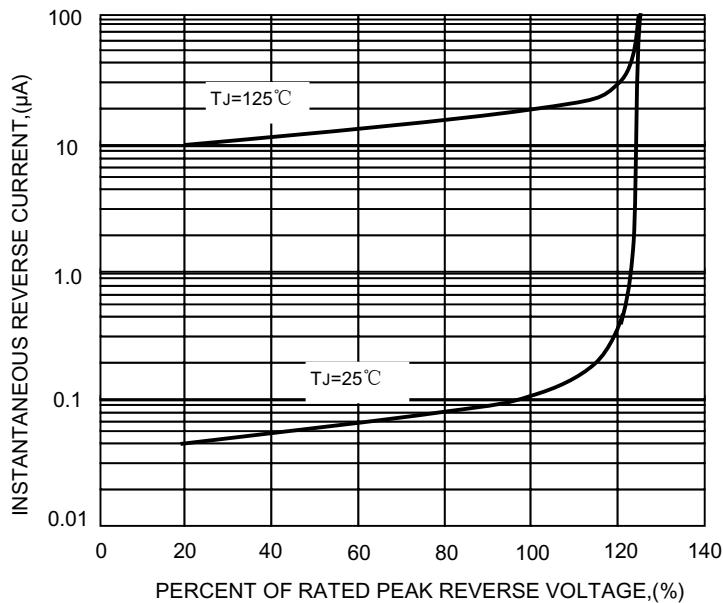


FIG.5-TYPICAL REVERSE CHARACTERISTICS





Micro Commercial Components

## Ordering Information

Device	Packing
(Part Number)-TP	Tape&Reel;1.5Kpcs/Reel
(Part Number)-BP	Bulk; 5K/Box

Note : Adding "-HF" suffix for halogen free, eg. Part Number-TP-HF

### \*\*\*IMPORTANT NOTICE\*\*\*

**Micro Commercial Components Corp.** reserves the right to make changes without further notice to any product herein to make corrections, modifications, enhancements, improvements, or other changes. **Micro Commercial Components Corp.** does not assume any liability arising out of the application or use of any product described herein; neither does it convey any license under its patent rights, nor the rights of others. The user of products in such applications shall assume all risks of such use and will agree to hold **Micro Commercial Components Corp.** and all the companies whose products are represented on our website, harmless against all damages.

### \*\*\*LIFE SUPPORT\*\*\*

MCC's products are not authorized for use as critical components in life support devices or systems without the express written approval of Micro Commercial Components Corporation.

### \*\*\*CUSTOMER AWARENESS\*\*\*

Counterfeiting of semiconductor parts is a growing problem in the industry. Micro Commercial Components (MCC) is taking strong measures to protect ourselves and our customers from the proliferation of counterfeit parts. MCC strongly encourages customers to purchase MCC parts either directly from MCC or from Authorized MCC Distributors who are listed by country on our web page cited below. Products customers buy either from MCC directly or from Authorized MCC Distributors are genuine parts, have full traceability, meet MCC's quality standards for handling and storage. **MCC will not provide any warranty coverage or other assistance for parts bought from Unauthorized Sources.** MCC is committed to combat this global problem and encourage our customers to do their part in stopping this practice by buying direct or from authorized distributors.

[www.mccsemi.com](http://www.mccsemi.com)

This datasheet has been downloaded from:

[www.DatasheetCatalog.com](http://www.DatasheetCatalog.com)

Datasheets for electronic components.