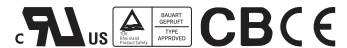




■ Features :

- AC input range selectable by switch
- Protections: Short circuit/Over load/Over voltage
- Charger for lead-acid batteries
- Built-in constant current limiting circuit
- Built-in temperature compensation circuit
- Alarm signal output(Optional)
- Fixed switching frequency at 25KHz
- 2 years warranty

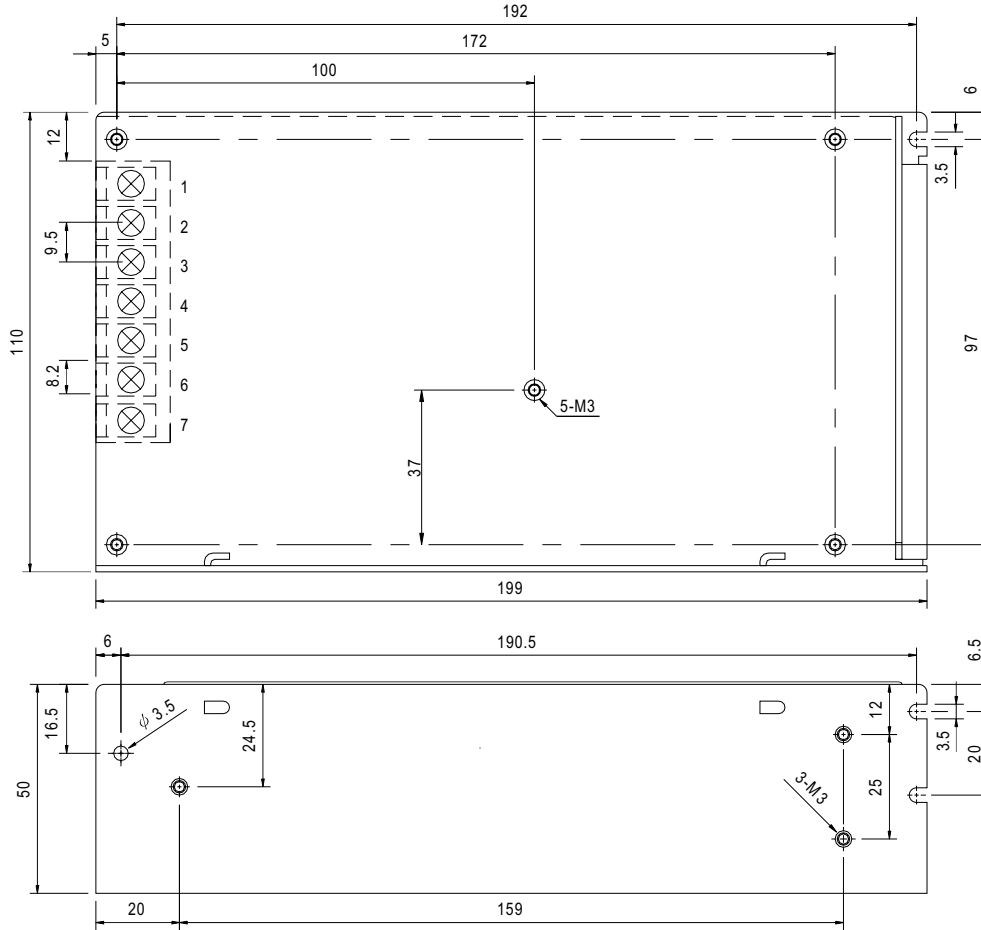


SPECIFICATION

MODEL	SC-150-13.5	SC-150-27	SC-150-54	
OUTPUT	DC VOLTAGE	13.5V	27V	54V
	RATED CURRENT	11.2A	5.6A	2.8A
	CURRENT RANGE	0 ~ 11.2A	0 ~ 5.6A	0 ~ 2.8A
	RATED POWER	151.2W	151.2W	151.2W
	RIPPLE & NOISE (max.) Note.2	180mVp-p	240mVp-p	240mVp-p
	VOLTAGE ADJ. RANGE	12 ~ 15V	24 ~ 30V	48 ~ 56V
	VOLTAGE TOLERANCE Note.3	±1.0%	±1.0%	±1.0%
	LINE REGULATION	±0.3%	±0.2%	±0.2%
	LOAD REGULATION	±0.3%	±0.2%	±0.2%
SETUP, RISE, HOLD TIME	100ms, 50ms, 20ms at full load			
INPUT	VOLTAGE RANGE	88 ~ 132VAC/176 ~ 264VAC selected by switch		248 ~ 370VDC
	FREQUENCY RANGE	47 ~ 63Hz		
	EFFICIENCY (Typ.)	83%	86%	86%
	AC CURRENT	3.2A/115VAC	1.6A/230VAC	
	INRUSH CURRENT (max.)	COLD START 35A		
	LEAKAGE CURRENT	<3.5mA / 240VAC		
PROTECTION	OVER LOAD	105 ~ 150% rated output power Protection type : Constant current limiting, recovers automatically after fault condition is removed		
	OVER VOLTAGE	15.53 ~ 18.23V	31.05 ~ 36.45V	62.1 ~ 72.9V Protection type : Shut down o/p voltage, re-power on to recover
ENVIRONMENT	WORKING TEMP.	-10 ~ +60°C (Refer to output load derating curve)		
	WORKING HUMIDITY	20 ~ 90% RH non-condensing		
	STORAGE TEMP., HUMIDITY	-20 ~ +85°C, 10 ~ 95% RH		
	TEMP. COEFFICIENT	±0.03%/°C (0 ~ 50°C)		
	VIBRATION	10 ~ 500Hz, 2G 10min./1cycle, 60min. each along X, Y, Z axes		
SAFETY & EMC (Note 4)	SAFETY STANDARDS	UL60950-1, TUV EN60950-1 Approved		
	WITHSTAND VOLTAGE	I/P-O/P:3KVAC	I/P-FG:1.5KVAC	O/P-FG:0.5KVAC
	ISOLATION RESISTANCE	I/P-O/P, I/P-FG, O/P-FG:100M Ohms/500VDC		
	EMI CONDUCTION & RADIATION	Compliance to EN55022 (CISPR22) Class B		
	HARMONIC CURRENT	Compliance to EN61000-3-2, -3		
OTHERS	EMM IMMUNITY	Compliance to EN61000-4-2,3,4,5,6,8,11; ENV50204, EN55024, Light industry level, criteria A		
	MTBF	234.1K Hrs min.	MIL-HDBK-217F (25°C)	
	DIMENSION	199*110*50mm (L*W*H)		
	PACKING	0.8Kg; 16pcs/13.9Kg/0.95CUFT		
NOTE	<p>1. All parameters NOT specially mentioned are measured at 230VAC input, rated load and 25°C of ambient temperature.</p> <p>2. Ripple & noise are measured at 20MHz of bandwidth by using a 12" twisted pair-wire terminated with a 0.1uf & 47uf parallel capacitor.</p> <p>3. Tolerance : includes set up tolerance, line regulation and load regulation.</p> <p>4. The power supply is considered a component which will be installed into a final equipment. The final equipment must be re-confirmed that it still meets EMC directives.</p>			

Mechanical Specification

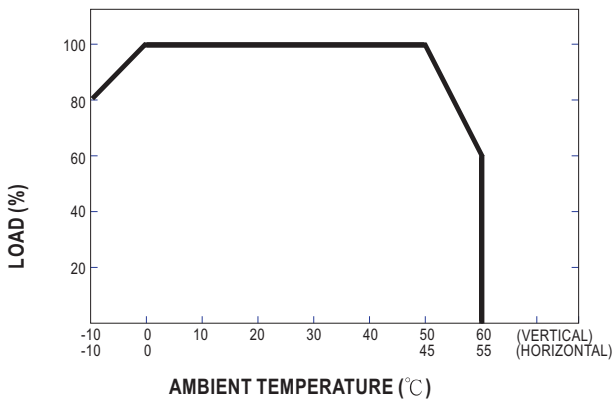
Case No. 906 Unit:mm



Terminal Pin. No Assignment

Pin No.	Assignment	Pin No.	Assignment
1	AC/L	5	RTH(Thermistor)
2	AC/N	6	DC OUTPUT -V
3	FG \perp	7	DC OUTPUT +V
4	PSF(Power Supply Foutl)		

Derating Curve



Static Characteristics (27V)

