

Fig. 1

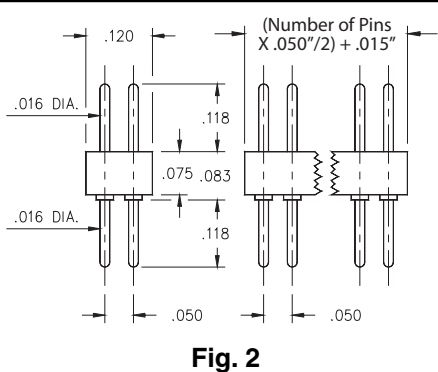


Fig. 2

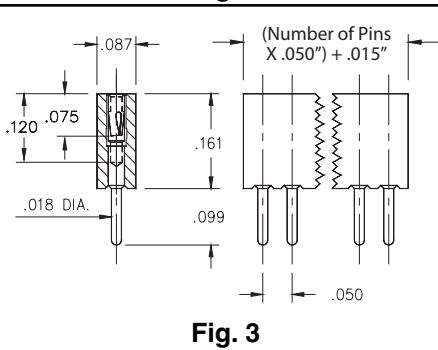


Fig. 3

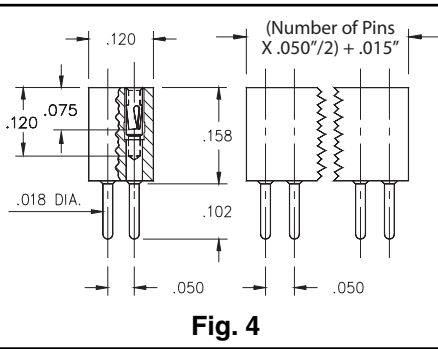


Fig. 4

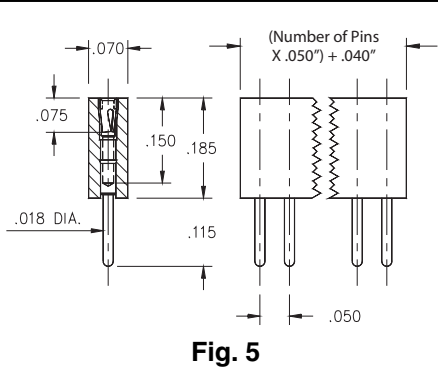



Fig. 5

- Series 850 single and double row interconnects have .050" pin spacing & permit board stacking as low as .248".
- Pin headers have .016" dia. pins (MM #4006-0). See page 166 for details.
- MM #0467 and MM #4890 receptacles use Hi-Rel, 3-finger BeCu #11 contacts rated at 3 amps. (#11 contact accepts pin diameters from .015"-.020"). See pages 127 and 129 for details.
- Insulators are high temp. thermoplastic, suitable for all soldering operations.



Ordering Information

Fig. 1	Single Row	.087" Profile Pin Header
	850-XX-0__-10-001000	
	Specify # of pins	01-50
Fig. 2	Double Row	.075" Profile Pin Header
	852-XX-__-10-001000	
	Specify # of pins	002-100



XX= Plating Code
See Below

For RoHS compliance select **◇** plating code.

SPECIFY PLATING CODE XX=	10◇	90	40◇	
Pin Plating	10μ" Au	200μ" Sn/Pb	200μ" Sn	

Fig. 3	Single Row	.161" Profile Socket
	851-XX-0__-10-001000	
	Specify # of pins	01-50
Fig. 4	Double Row	.161" Profile Socket
	853-XX-__-10-001000	
	Specify # of pins	002-100
Fig. 5	Single Row	.185" Profile Socket
	851-XX-0__-10-002000	
	Specify # of pins	01-77



XX= Plating Code
See Below

For RoHS compliance select **◇** plating code.

SPECIFY PLATING CODE XX=		93	99	43◇	
Sleeve (Pin)		200μ" Sn/Pb	200μ" Sn/Pb	200μ" Sn	
Contact (Clip)		30μ" Au	200μ" Sn/Pb	30μ" Au	