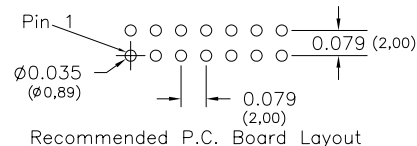
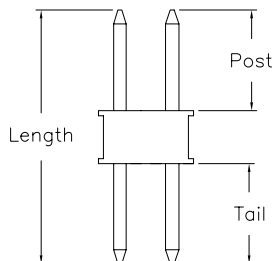
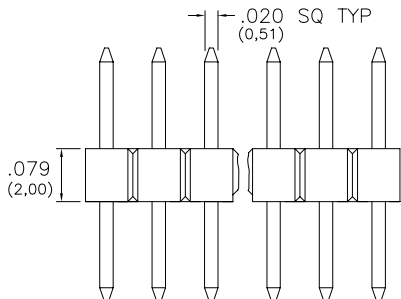
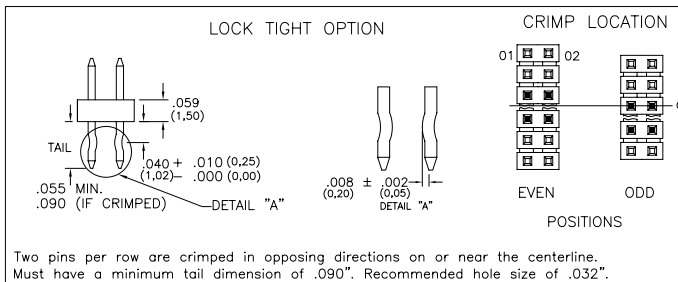
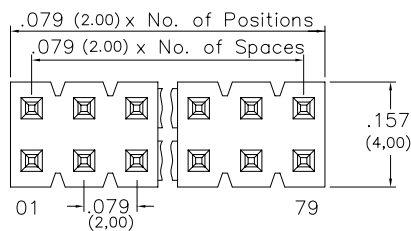


Major League Electronics .079 cl Thicker Terminal Strip Headers - Custom



Tails may be clipped to achieve desired pin length

$$\text{Length (L)} - \text{Post Height (P)} - .079 (2.00) = \text{Tail Length (T)}$$

Ordering Information

TTSHC-2 [XX] - D - [XX] - [XX] - [XX] - [XX] - [XX] - LF

Pins Per Row: 01 - 40
 Row Specification: D = Dual Row
 Lead Free

Polarized Position
 Leave blank if not needed
 If required, specify empty pin position, e.g. 012 for Pin 12

Lock Tight "LT" Option
 Leave blank if not needed
 LT = With

Pin Options		Length		Max. Post Height	
.255	6.48mm	.135	1.65mm	01	
.302	7.67mm	.182	3.43mm	02	
.323	8.20mm	.203	4.62mm	03	
.377	9.58mm	.257	5.16mm	04	
.397	10.08mm	.277	6.53mm	06	
.456	11.58mm	.336	7.04mm	07	
.535	13.59mm	.415	10.54mm	08	
.555	14.10mm	.435	11.05mm	09	
.575	14.61mm	.455	11.56mm	10	
.594	15.09mm	.474	12.04mm	12	
.614	15.60mm	.494	12.55mm	14	
.673	17.09mm	.553	14.05mm	15	
.713	18.11mm	.593	15.06mm	16	
.733	18.62mm	.613	15.57mm	17	
.752	19.10mm	.632	16.05mm	18	
.830	21.08mm	.710	18.03mm	22	
.871	22.12mm	.751	19.08mm	24	
.950	24.13mm	.830	21.08mm	28	
1.110	28.19mm	.990	25.15mm	30	
1.170	29.72mm	1.050	26.67mm	36	

Plating Options	
G	10µ Gold on Contact Area / Flash on Tail
T	Matte Tin All Over
GT	10µ Gold on Contact Area / Matte Tin on Tail
H	30µ Gold on Contact Area / Matte Tin on Tail
F	Gold Flash over Entire Pin

Desired Post Height
 Please specify
 e.g. .100 (2.54) = 100

Specifications

Current Rating: 3.0 Ampere
 Insulation Resistance: 1000MΩ Min.
 Dielectric Withstanding: 500V AC
 Contact Resistance: 20 mΩ Max.
 Operating Temperature: -40°C to + 105°C
 Max. Process Temperature:
 Peak: 260°C up to 10 secs.
 Process: 230°C up to 60 secs.
 Wave: 260°C up to 6 secs.
 Manual Solder: 350°C up to 5 secs.

Materials

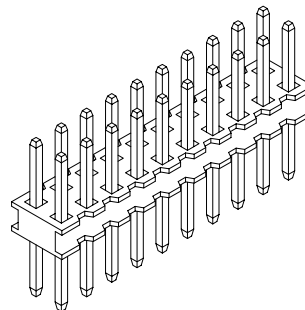
Contact Material: Phosphor Bronze
 Insulator Material: Nylon 6T
 Plating: Au or Sn over 50µ" (1.27) Ni

Products cut to specific sizes are uncancellable/nonreturnable

Parts are subject to change without notice

Mates with:

BCSS,
 BSSH,
 BSSHC,
 BSSQ,
 BSSQC,
 BSSQM,
 LSMBC,
 LSSHSM,
 SMBC,
 SSHQ,
 SSHQR,
 SSHR,
 SSHS,
 SSHSM,
 ULSMBC



TTSHC-2-D SERIES

.079cl Dual Row - Custom
 Thicker Terminal Strip Headers

21 FEB 07

Scale
 NTS

UNLESS OTHERWISE SPECIFIED
 DIMENSIONS IN INCHES (MM)
 TOLERANCES ARE:

ONE PLACE DECIMALS ±.100
 TWO PLACE DECIMALS ±.010
 THREE PLACE DECIMALS ±.005
 FOUR PLACE DECIMALS ±.0020
 ANGLES
 ±5°



4235 Earnings Way, New Albany, Indiana, 47150, USA
 1-800-782-3486 (USA/Canada/Mexico)
 Tel: 812-944-7244
 Fax: 812-944-7268
 E-mail: mle@mlelectronics.com
 Web: www.mlelectronics.com

Edition
 1

Sheet
 1/1