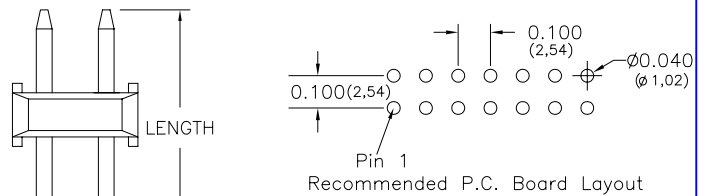
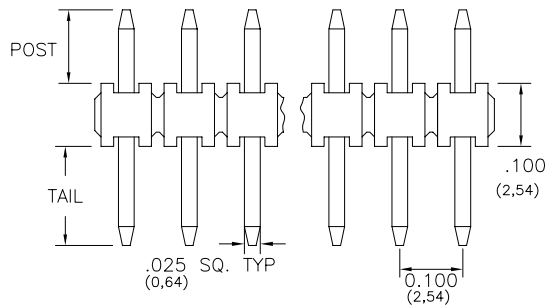
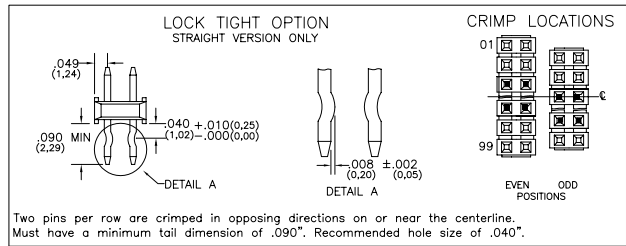
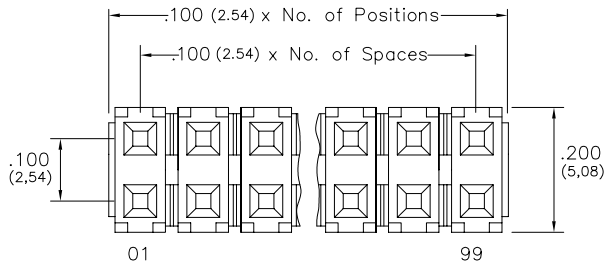


Major League Electronics .100 cl Terminal Strip Headers - Straight



Tails may be clipped to achieve desired pin length

Ordering Information

TSHS-1 [X] - D - [X] - [X] - [X] - [X] - [X] - [X] - LF

Pins Per Row
01 - 50
Row Specification
D = Dual Row

Pin Options						
Length	Tail With .230 Post	Tail With .318 Post				
.430	10.92mm	.100 2.54mm	N/A	N/A		06
.445	11.30mm	.115 2.92mm	N/A	N/A		08
.456	11.58mm	.126 3.20mm	N/A	N/A		10
.480	12.19mm	.150 3.81mm	N/A	N/A		11
.530	13.46mm	.200 5.08mm	.112	2.84mm		14
.630	16.00mm	.300 7.62mm	.212	5.38mm		16
.730	18.54mm	.400 10.16mm	.312	7.92mm		20
.830	21.08mm	.500 12.70mm	.412	10.46mm		22
.930	23.62mm	.600 15.24mm	.512	13.00mm		24
1.030	26.16mm	.700 17.78mm	.612	15.54mm		26
1.130	28.70mm	.800 20.32mm	.712	18.08mm		28
1.230	31.24mm	.900 22.86mm	.812	20.62mm		30
1.330	33.78mm	1.000 25.40mm	.912	23.16mm		32
1.430	36.32mm	1.100 27.94mm	1.012	25.70mm		34
1.530	38.86mm	1.200 30.48mm	1.112	28.25mm		36

Post Height
A = .230 (5.84)
B = .318 (8.08)

- Lead Free
- Every Other Pin Filled (.200 Centers)
Leave blank if not needed
E = Filled
- Polarized Position
Leave blank if not needed
If required, specify empty pin position, e.g. 012 for Pin 12
- Lock Tight "LT" (Optional)
Leave blank if not needed
LT = With

Plating Options	
G	- 10µ Gold on Contact area/Flash on Tail
T	- Matte Tin all Over
F	- Gold Flash Over Entire Pin
GT	- 10µ Gold on Contact Area / Matte Tin on Tail
H	- 30µ Gold on Contact Area / Matte Tin on Tail

Specifications

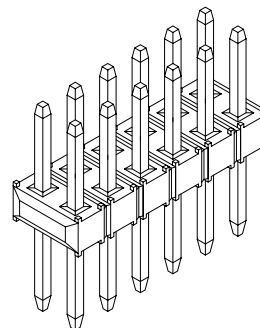
Current Rating: 3.0 Ampere
Insulation Resistance: 1000MΩ Min.
Dielectric Withstanding: 600V AC
Contact Resistance: 20 mΩ Max.
Operating Temperature: -40°C to + 105°C
Max. Process Temperature:
Peak: 260°C up to 20 secs.
Process: 230°C up to 60 secs.
Wave: 260°C up to 6 secs.
Manual Solder: 350°C up to 5 secs.

Materials

Contact Material: Phosphor Bronze
Insulator Material: Nylon 6T
Plating: Au or Sn over 50µ" (1,27) Ni

Mates with:

BCSS,
BSSH,
BSSHC,
BSSQ,
BSSQM,
LBCSS,
LSMBC,
LSWSS,
SMBC,
SSHQ,
SSHQR,
SSHR,
SSHS,
SSISM



Products cut to specific sizes are uncancellable/nonreturnable

Parts are subject to change without notice

TSHS-1-D SERIES

.100 cl Dual Row
Terminal Strip Headers - Straight

12 DEC 06

Scale
NTS

UNLESS OTHERWISE SPECIFIED
DIMENSIONS IN INCHES (MM)
TOLERANCES ARE:

ONE PLACE DECIMALS ±.100
TWO PLACE DECIMALS ±.010
THREE PLACE DECIMALS ±.005
FOUR PLACE DECIMALS ±.0020
ANGLES
±.5°



4235 Earnings Way, New Albany, Indiana, 47150, USA
1-800-782-3486 (USA/Canada/Mexico)

Tel: 812-944-7244
Fax: 812-944-7268

E-mail: mle@mlelectronics.com
Web: www.mlelectronics.com

Edition
1

Sheet
1/1