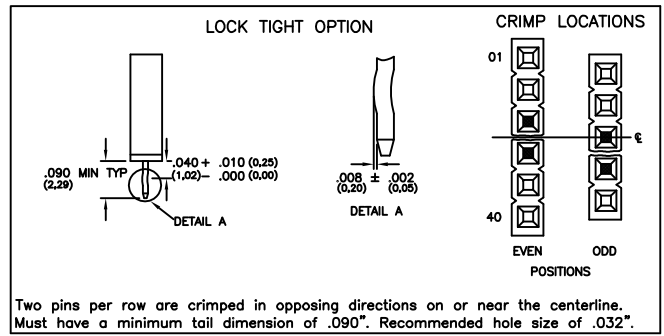
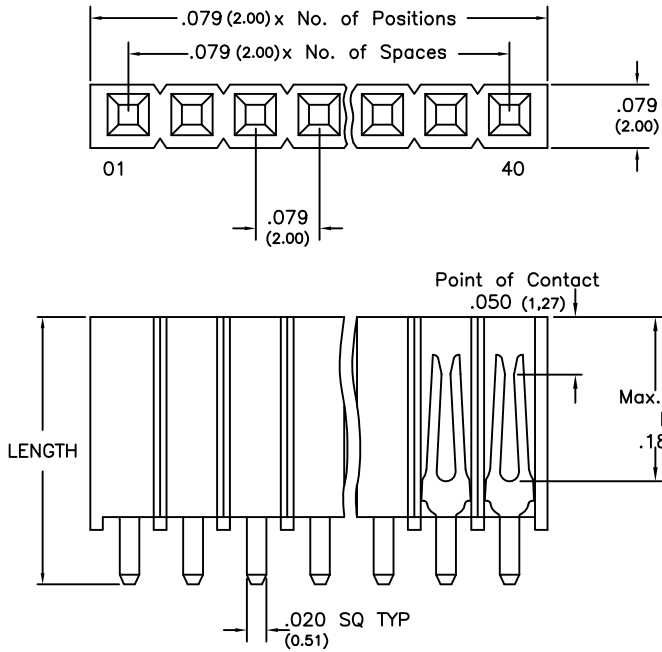
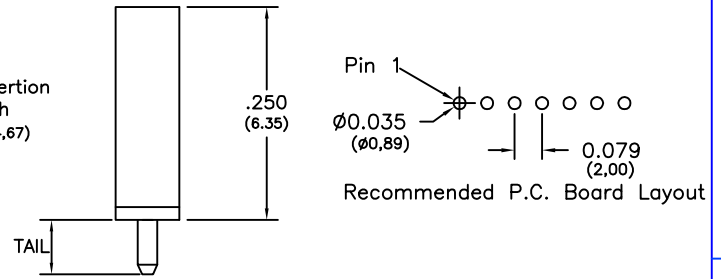


Major League Electronics .079 cl Socket Strips - Straight using .020" sq pins



Two pins per row are crimped in opposing directions on or near the centerline. Must have a minimum tail dimension of .090". Recommended hole size of .032".



Tails may be clipped to achieve desired pin length

Ordering Information

SSHQ-2 [XX] - [S] - [XX] - [XX] - [XX] - [XX] - [XX] - [XX] - [LF]

Pins Per Row
01 - 40

Row Specification
S = Single Row

Lead Free

Polarized Position
Leave blank if not needed
If required, specify empty pin position, e.g. 012 for Pin 12

Lock Tight "LT" Option
Leave blank if not needed
LT = With

Pin Options				
Length		Tail Length		
.340	8.63mm	.090	2.28mm	02
.414	10.52mm	.164	4.17mm	04
.458	11.63mm	.208	5.28mm	06
.534	13.56mm	.284	7.21mm	08
.692	17.58mm	.442	11.23mm	10
.850	21.59mm	.600	15.24mm	12

Low Insertion Option
Leave blank for Standard 6oz. Insertion Force
Fill with 'L' for Low 3.3oz. Insertion Force

Plating Options	
G	10 μ Gold on Contact Area / Flash on Tail
T	Matte Tin All Over
GT	10 μ Gold on Contact Area / Matte Tin on Tail
H	30 μ Gold on Contact Area / Matte Tin on Tail
F	Gold Flash over Entire Pin

Mates with
BSTC,
BSTCM,
BSTCR,
BSTCRSM,
BSTS,
TBSTC,
TBSTCM,
TBSTCSM,
TBSTCRSM,
TSHC,
TSHCR,
TSHCRE,
TSHCRSM,
TSHR,
TSHRE,
TSHS,
TSHSCM,
TTSHC,
TTSHCR,
TTSHCRE,
TTSHR,
TTSHRE,
TTSHS,
TTSHSM

Specifications

Insertion Force - Single Contact only - H Plating:
4oz. (1,11N) avg with .079 (2,00mm) sq. pin
 Withdrawal Force - Single Contact only - H Plating:
3oz. (0,83N) avg with .079 (2,00mm) sq. pin
 Current Rating: 2.0 Ampere
 Insulation Resistance: 1000M Ω Min.
 Dielectric Withstanding: 500V AC
 Contact Resistance: 10 m Ω Max.
 Operating Temperature: -40°C to + 105°C
 Max. Process Temperature:
 Peak: 260°C up to 10 secs.
 Process: 230°C up to 60 secs.
 Wave: 260°C up to 6 secs.
 Manual Solder: 350°C up to 5 secs.

Materials

Contact Material: Phosphor Bronze
 Insulator Material: Nylon 6T
 Plating: Au or Sn over 50 μ " (1,27) Ni

Products cut to specific sizes are uncancellable/nonreturnable

Parts are subject to change without notice

SSHQ-2-S SERIES

.079cl Single Row - Straight
Socket Strips using .020" sq pins

20 FEB 07

Scale
NTS

UNLESS OTHERWISE SPECIFIED
DIMENSIONS IN INCHES (MM)
TOLERANCES ARE:

ONE PLACE DECIMALS $\pm .100$
 TWO PLACE DECIMALS $\pm .010$
 THREE PLACE DECIMALS $\pm .005$
 FOUR PLACE DECIMALS $\pm .0020$

ANGLES
 $\pm 3^\circ$



4235 Earnings Way, New Albany, Indiana, 47150, USA
 1-800-782-3486 (USA/Canada/Mexico)
 Tel: 812-944-7244
 Fax: 812-944-7268
 E-mail: mle@mlelectronics.com
 Web: www.mlelectronics.com

Edition
1

Sheet
1/1