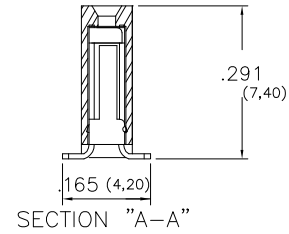
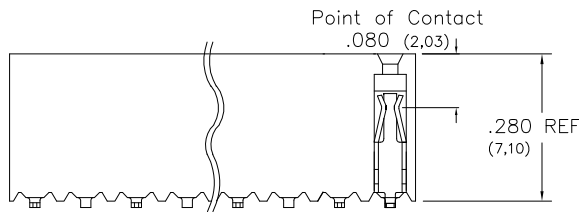
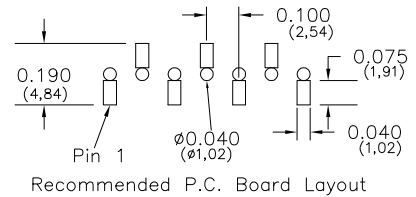
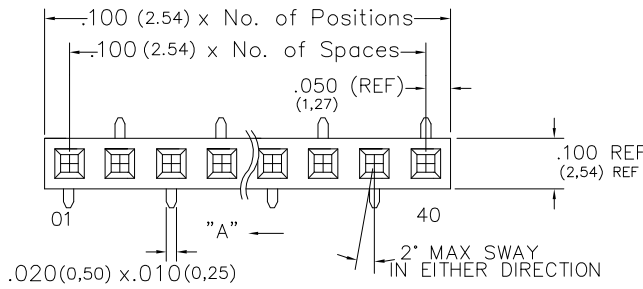


# Major League Electronics .100 cl Surface Mount Box Contact - Vertical



Tails may be clipped to achieve desired pin length

## Ordering Information

SMBC-1  - S - 02 -  - V -  - S -  -  - LF

Pins Per Row  
02 - 40

Row Specification  
S = Single Row

Surface Mount

Lead Free

### Packing Information

TR-P = Tape and Reel with Plastic Pick and Place pad

TB-P = Tube with Plastic Pick and Place pad

TB-0 = Tube without Pick and Place Pad

If left blank, packaging at MLE's discretion

Pad may be metal, mylar or plastic

### Footprint

S = pin 1 right

### Polarized Position

Leave blank if not needed

If required, specify empty pin position, e.g. 012 for Pin 12

Plating Options	
30µ Gold on Contact Area / Matte Tin on Tail	H
Matte Tin all Over	T
10µ Gold on Contact Area / Matte Tin on Tail	GT
10µ Gold on Contact Area / Flash on Tail	G
Gold Flash over Entire Pin	F

Vertical

## Specifications

Insertion Depth: .145 (3.68) to .250 (6.35)

Insertion Force - Per Contact - H Plating:

5oz. (1.39N) avg with .025 (0.64mm) sq. pin

Withdrawal Force - Per Contact - H Plating:

3oz. (0.83N) avg with .025 (0.64mm) sq. pin

Current Rating: 3.0 Ampere

Insulation Resistance: 1000MΩ Min.

Dielectric Withstanding: 600V AC

Contact Resistance: 20 mΩ Max.

Operating Temperature: -40°C to + 105°C

Max. Process Temperature:

Peak: 260°C up to 20 secs.

Process: 230°C up to 60 secs.

Wave: 260°C up to 6 secs.

Reflow: 260°C up to 10 secs.

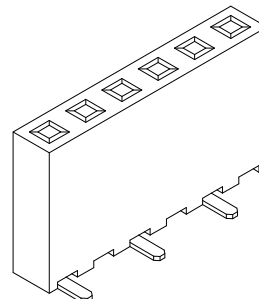
Manual Solder: 350°C up to 5 secs.

## Materials

Contact Material: Phosphor Bronze

Insulator Material: Nylon 6T

Plating: Au or Sn over 50µ" (1.27) Ni



### Mates with:

BSTC, TSHCR,  
 BSTCM, TSHCRE,  
 BSTCR, TSHCRSM,  
 BSTCRSM, TSHR,  
 BSTS, TSHRE,  
 LBSTCM, TSHS,  
 LTSHCR, TSHSCM,  
 LTSHCRE, TSHSM,  
 LTSHR, ULTSHSM,  
 LTSHRE, ULTSHC,  
 LTSHSM, ULTSHCR,  
 TSHC,

Products cut to specific sizes are uncancellable/nonreturnable

Parts are subject to change without notice

SMBC-1-SV-S SERIES

.100 cl Single Row  
Surface Mount Box Contact - Vertical

29 JAN 07

Scale  
NTS

UNLESS OTHERWISE SPECIFIED  
DIMENSIONS IN INCHES (MM)  
TOLERANCES ARE:

ONE PLACE DECIMALS ±.100  
TWO PLACE DECIMALS ±.010  
THREE PLACE DECIMALS ±.005  
FOUR PLACE DECIMALS ±.0020  
ANGLES  
±.5°



4235 Earnings Way, New Albany, Indiana, 47150, USA  
 1-800-782-3486 (USA/Canada/Mexico)  
 Tel: 812-944-7244  
 Fax: 812-944-7268  
 E-mail: mle@mlelectronics.com  
 Web: www.mlelectronics.com

Edition  
1

Sheet  
1/1