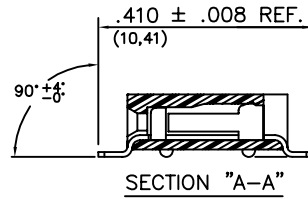
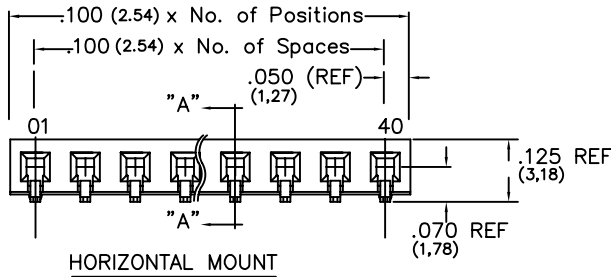
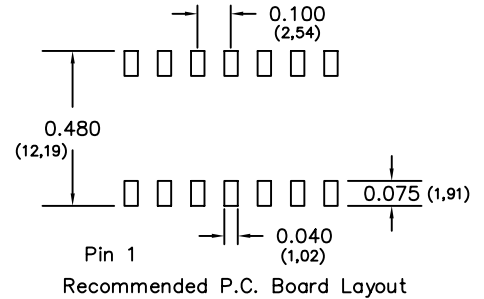
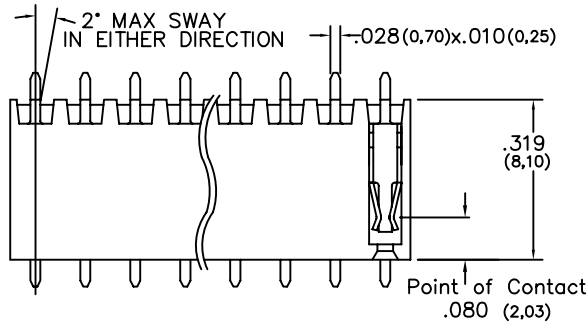


# Major League Electronics .100 cl Surface Mount Box Contact - Horizontal



Tails may be clipped to achieve desired pin length

## Ordering Information

SMBC-1 [XX] - S - 02 - [XX] - H - [XX] - [XX] - LF

Pins Per Row  
01 - 40

Row Specification  
S = Single Row

Surface Mount

Lead Free

Packing Information  
TR = Tape and Reel  
TB = Tube

If left blank, packaging at MLE's discretion  
Pad may be metal, mylar or plastic

Plating Options	
30µ Gold on Contact Area / Matte Tin on Tail	H
Matte Tin all Over	T
10µ Gold on Contact Area / Matte Tin on Tail	GT
10µ Gold on Contact Area / Flash on Tail	G
Gold Flash over Entire Pin	F

Polarized Position  
Leave blank if not needed  
If required, specify empty pin position, e.g. 012 for Pin 12

Horizontal

## Specifications

Insertion Depth: .145 (3,68) to .250 (6,35)

Insertion Force - Per Contact - H Plating:

5oz. (1,39N) avg with .025 (0,64mm) sq. pin

Withdrawal Force - Per Contact - H Plating:

3oz. (0,83N) avg with .025 (0,64mm) sq. pin

Current Rating: 3.0 Ampere

Insulation Resistance: 5000MΩ Min.

Dielectric Withstanding: 500V AC

Contact Resistance: 20 mΩ Max.

Operating Temperature: -40°C to + 105°C

Max. Process Temperature:

Peak: 260°C up to 20 secs.

Process: 230°C up to 60 secs.

Wave: 260°C up to 6 secs.

Reflow: 260°C up to 10 secs.

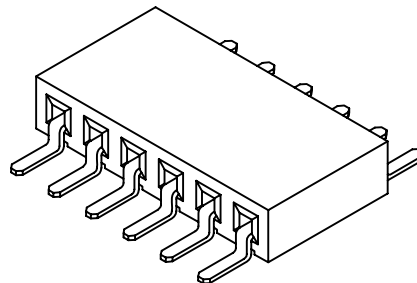
Manual Solder: 350°C up to 5 secs.

## Materials

Contact Material: Phosphor Bronze

Insulator Material: Nylon 6T

Plating: Au or Sn over 50µ" (1,27) Ni



Mates with:

BSTC, TSHCR,  
BSTCM, TSHCRE,  
BSTCR, TSHCRSM,  
BSTCRSM, TSHR,  
BSTS, TSHRE,  
LBSTCM, TSHS,  
LTSHCR, TSHSCM,  
LTSHCRE, TSHSM,  
LTSHR, ULTSHSM,  
LTSHRE, ULTSHC,  
LTSHSM, ULTHSCR  
TSHC,

Products cut to specific sizes are uncancellable/nonreturnable

Parts are subject to change without notice

SMBC-1-SH SERIES

.100 cl Single Row  
Surface Mount Box Contact - Horizontal

29 JAN 07

Scale  
NTS

UNLESS OTHERWISE SPECIFIED  
DIMENSIONS IN INCHES (MM)  
TOLERANCES ARE:

ONE PLACE DECIMALS ±.100  
TWO PLACE DECIMALS ±.010  
THREE PLACE DECIMALS ±.005  
FOUR PLACE DECIMALS ±.0020

ANGLES  
±3°



4235 Earnings Way, New Albany, Indiana, 47150, USA  
1-800-782-3486 (USA/Canada/Mexico)  
Tel: 812-944-7244  
Fax: 812-944-7268  
E-mail: mle@mlelectronics.com  
Web: www.mlelectronics.com

Revision  
B

Sheet  
1/2

# Revisions

Revision B - (05 DEC 08)

Amendment to footprint dimension has changed from .428 to .410

UNLESS OTHERWISE SPECIFIED  
DIMENSIONS IN INCHES (MM)  
TOLERANCES ARE:  
  
ONE PLACE DECIMALS ±.100  
TWO PLACE DECIMALS ±.010  
THREE PLACE DECIMALS ±.005  
FOUR PLACE DECIMALS ±.0020  
  
ANGLES  
±3°

SMBC-1-SH SERIES

.100 cl Single Row  
Surface Mount Box Contact - Horizontal

29 JAN 07

Scale  
NTS



4235 Earnings Way, New Albany, Indiana, 47150, USA  
1-800-782-3486 (USA/Canada/Mexico)  
Tel: 812-944-7244  
Fax: 812-944-7268  
E-mail: [mle@mlelectronics.com](mailto:mle@mlelectronics.com)  
Web: [www.mlelectronics.com](http://www.mlelectronics.com)

Revision  
B

Sheet  
2/2