

Ordering number C11518_LOTTA-A

Family	Lotta-A	FWHM	168 degrees
Type	Lens	Efficiency	88 %
LED	LUXEON Rebel	cd/lm	-
Color	Clear	Gerber File	Available
Diameter	19.6+15.4 mm		
Height	3.65 mm		
Style	Rectangular		
Optic Material	PMMA		
Holder Material	-		
Fastening	Screw, tape		
Status	Ready		

Ordering number CA11519_LOTTA-A

Family	Lotta-A	FWHM	168 degrees
Type	Lens	Efficiency	81 %
LED	LUXEON Rebel	cd/lm	-
Color	Clear	Gerber File	Available
Diameter	19.6+15.4 mm		
Height	3.8 mm		
Style	Rectangular		
Optic Material	PMMA		
Holder Material	-		
Fastening	Screw, tape		
Status	Ready		

NOTE: The typical divergence will be changed by different color, chip size and chip position tolerance. The typical total divergence is the full angle measured where the luminous intensity is half of the peak value.



PRODUCT DATASHEET

Lotta-A series

last update 30/7/2012



GENERAL INFORMATION

- Product series especially designed & optimized for LUXEON Rebel series of LEDs.
- Special care taken to make light distribution as uniform as possible.
- Lens material optical grade PMMA with high UV and temperature resistance (105 degrees of Celcius / 220 degrees of Fahrenheit). Allows use of high current and temperature conditions.

Please find more information about used material from below:

http://ledil.fi/sites/default/files/Documents/Technical/Material/PMMA%20N%20UL94_Yellow%20Card.pdf

<http://ledil.fi/sites/default/files/Documents/Technical/Material/PMMA%20N%20PLEXIGLAS-Datasheet.pdf>

- Fastening to heat sink with a PU foam adhesive tape of automotive grade. Please find fastening details by clicking link: http://www.ledil.com/datasheets/DataSheet_TAPE.pdf

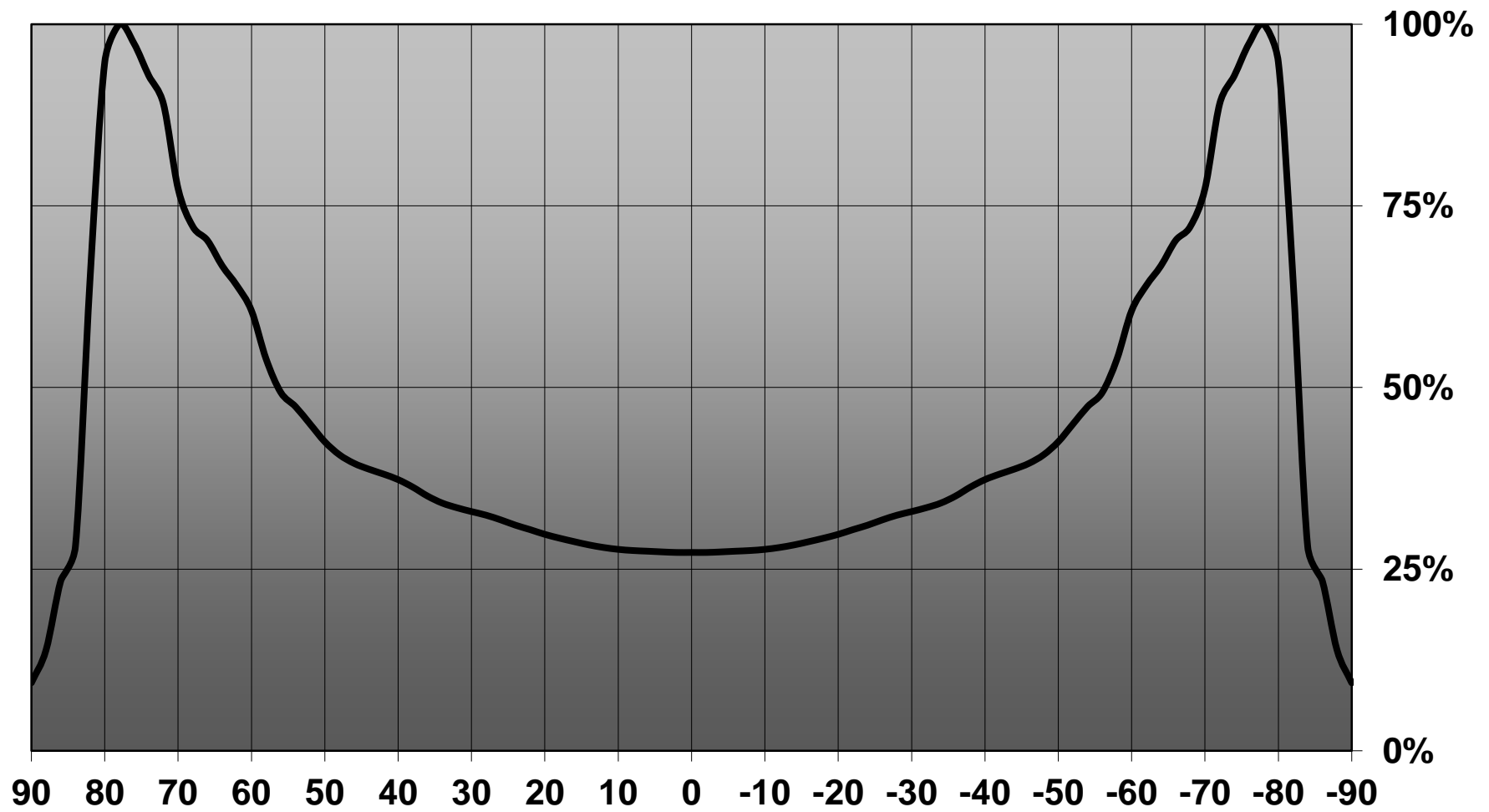
NOTE 1: We advise customer to ensure the suitability and sufficiency of the bond in the end product. For example, mechanical stress, vibration and holes on the surface of the circuit board weaken the strength of the tape.

NOTE 2: Assembly to the surface must be made straight, so the tape bonds constant and balanced with fastening surface. Slanted assembly might cause unbalanced bond to the surface. All surfaces where tape is applied must be clean, dry and free from grease and dirt.

If cleaning of PCB surfaces is needed, please follow strictly the cleaning instructions of your LED manufacturer - this is important as cleaning shall under no circumstances damage LEDs or other electronics components on the PCB.

Further note that optical components shall not be cleaned with any chemicals - only micro fiber cloth may be used to remove fingerprints or other traces from handling.

Relative intensity of CA11519_Lotta-A-RE-tape

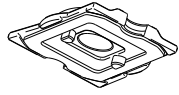


D

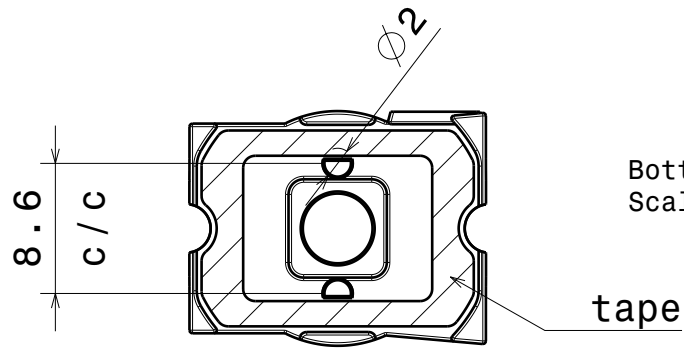
C

B

A

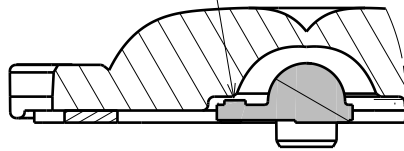


Isometric view
Scale: 1:1

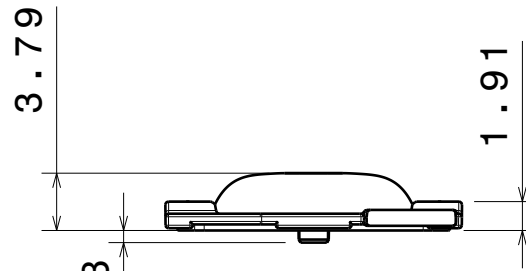


Bottom view
Scale: 2:1

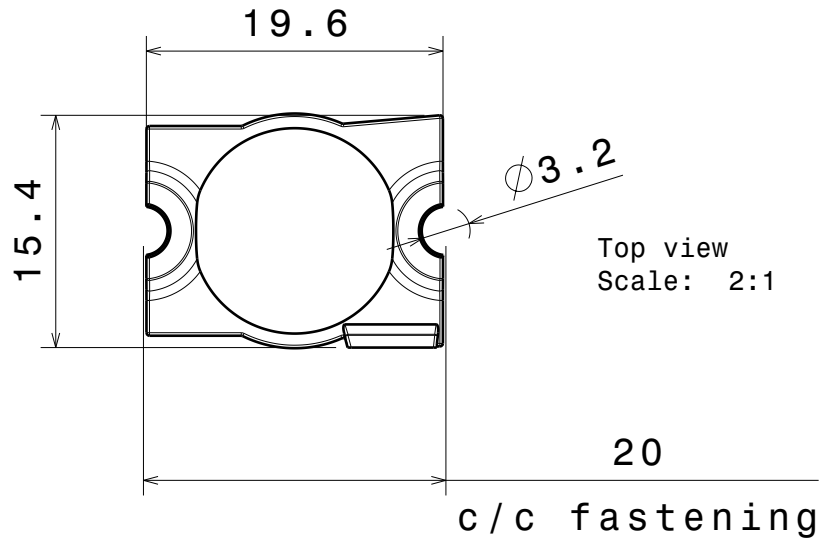
Fail diode
in Rebel-ES



Section view
with Rebel-ES



Front view
Scale: 2:1



Top view
Scale: 2:1

Material: PMMA

Part no. lens only:
C11518_Lotta-A-RE (height: -0.15mm)

This drawing is our property.
It can't be reproduced
or communicated without
our written agreement.



L
T
F
F

e
e
i
i
N
n

DRAWING TITLE

Datasheet Lotta-A-RE-tape Assy

DRAWN BY

DATE

29.04.2011

CHECKED BY

DATE

01.09.2010

DESIGNED BY

DATE

23.06.2010

SIZE

A4

DRAWING NUMBER

CA11519

REV

2

SCALE

2:1

WEIGHT (g)

SHEET

1/1

D

A

4

4

3

3

2

2

1

1