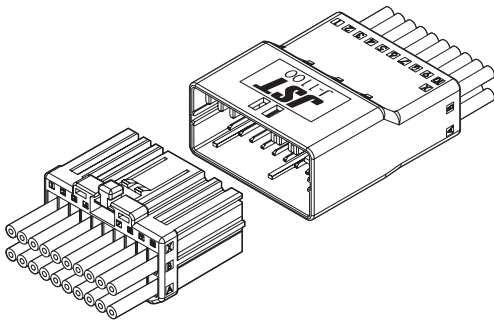
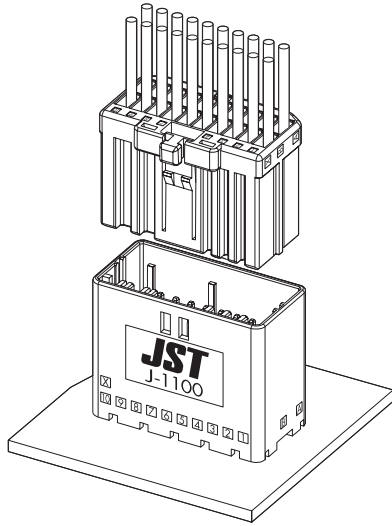




JFA CONNECTOR J1000 SERIES

2.2mm pitch/Disconnectable Crimp style connectors(Wire-to-board/Wire-to-wire)



It is a high reliability connector corresponding to demand of the miniaturization of electronic equipment and the wire size of AWG#18.

- Double-spring construction
- Housing lance
- Clear "click feeling"

Specifications

- Current rating: Refer to the following matrix table.
- Voltage rating: 125V AC, DC
- Temperature range: -55°C to +105°C
(including temperature rise in applying electrical current)
- Applicable wire: AWG #28 to #18 (0.08 to 0.82mm²)
(Tin-plated annealed copper wire [stranded wire])
(Insulation O.D./0.85 to 2.1mm)
- Applicable PC board thickness: 1.6mm

*Contact JST for details.

*Compliant with RoHS.

Current rating

Unit: A

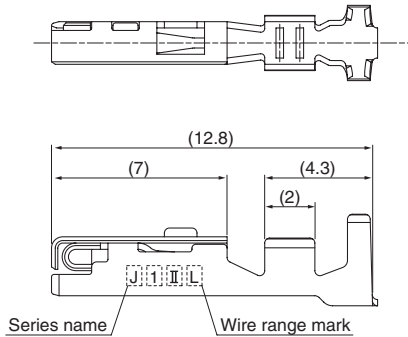
Circuits	Wire size (AWG)					
	#18	#20	#22	#24	#26	#28
1 (Note)	6.8	5.9	5.0	4.2	3.2	2.5
3	6.2	5.2	4.6	3.6	3.1	2.5
6	5.5	4.6	4.0	3.0	2.5	2.1
8	5.5	4.6	4.0	3.0	2.4	2.0
12	4.7	3.9	3.4	2.6	2.1	1.7
20	3.9	3.3	2.9	2.2	1.8	1.6

Note: Current rating value when applying only to 1-circuit of 3-circuit connector.

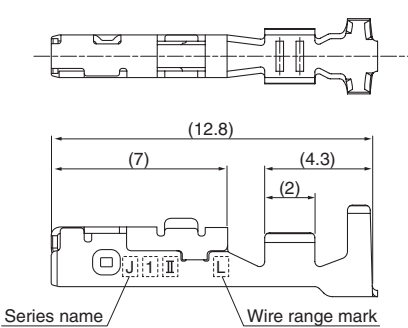
JFA CONNECTOR/J1000 SERIES

Receptacle contact

Tin-plated



Gold-plated



Strip contact Model No.	Applicable wire			Insulation O.D. (mm)	Q'ty / reel
	Nominal	mm ²	AWG#		
SF1F-002 (*) -P0.6	M	0.08~0.22	28~24	0.85~1.43	—
SF1F-21 (*) -P0.6	L	0.30~0.82	22~18	1.60~2.10	5,000

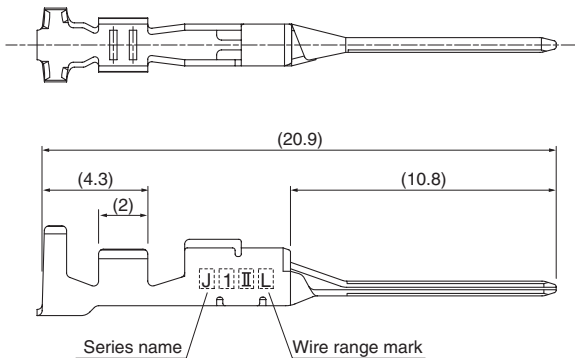
Material and Finish

Copper alloy, tin-plated, gold-plated

RoHS compliance

Note: Finish(*) : T Tin-plated
GC ... Gold-plated

Tab contact



Strip contact Model No.	Applicable wire			Insulation O.D. (mm)	Q'ty / reel
	Nominal	mm ²	AWG#		
SF1M-002 (*) -M0.6A	M	0.08~0.22	28~24	0.85~1.43	—
SF1M-21 (*) -M0.6A	L	0.30~0.82	22~18	1.60~2.10	5,000

Material and Finish

Copper alloy, tin-plated, gold-plated

RoHS compliance

Note: Finish(*) : T Tin-plated
GC ... Gold-plated

Crimping machine, Applicator

Strip contact Model No.	Crimping machine	Crimp applicator	Dies	Crimp applicator with dies	Hand crimp tools
SF1F-002 (*) -P0.6					
SF1M-002 (*) -M0.6A	AP-K2N	MKS-L	MK/SF1F/M002-06	APLMK SF1F/M002-06	Refer to page 576, 577.
SF1F-21 (*) -P0.6					
SF1M-21 (*) -M0.6A	AP-K2N	MKS-L	MK/SF1F/M21-06	APLMK SF1F/M21-06	Refer to page 576, 577.

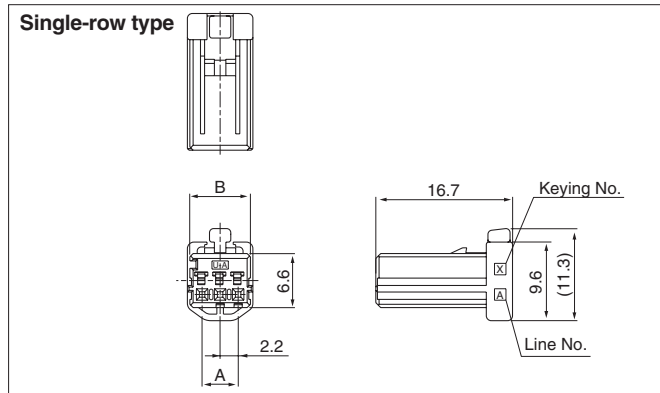
- Extraction tool for J1000 series: EJ-JFAJ1100
- Hand crimp tool uses the YRK series and refer to page 576, 577 for details

Note 1. Contact JST for fully automatic crimping applicator.

2. Finish(*) : T Tin-plated
GC ... Gold-plated

J1000 SERIES/J1100

Receptacle housing



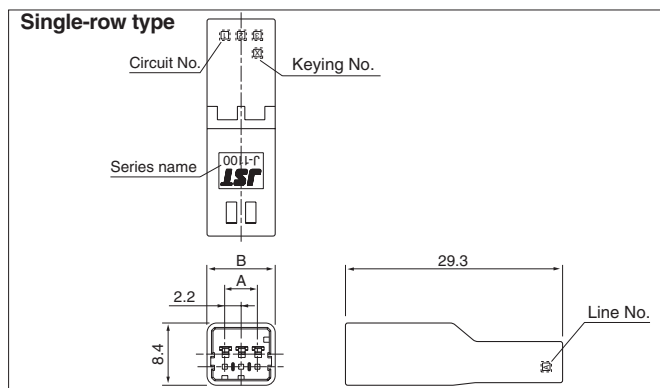
Circuits	Keying	Model No.	Dimensions (mm)		Q'ty / box
			A	B	
3	X	J11SF-03V-KX	4.4	7.4	1,200
	Y	J11SF-03V-KY	4.4	7.4	1,200

Material

Glass-filled PBT, UL94V-0, black

RoHS compliance

Tab housing



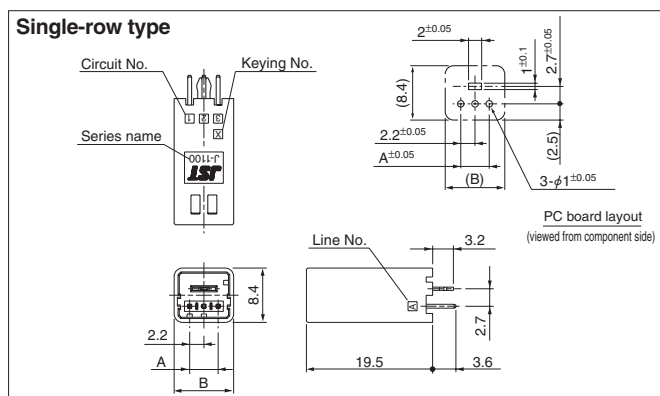
Circuits	Keying	Model No.	Dimensions (mm)		Q'ty / box
			A	B	
3	X	J11SFM-03V-KX	4.4	9.2	500
	Y	J11SFM-03V-KY	4.4	9.2	500

Material

Glass-filled PBT, UL94V-0, black

RoHS compliance

Header Top entry type (Center locking type)



Circuits	Keying	Model No.	Dimensions (mm)		Q'ty / box
			A	B	
3	X	B03B-J11SK-(*)XR	4.4	9.2	625
	Y	B03B-J11SK-(*)YR	4.4	9.2	625

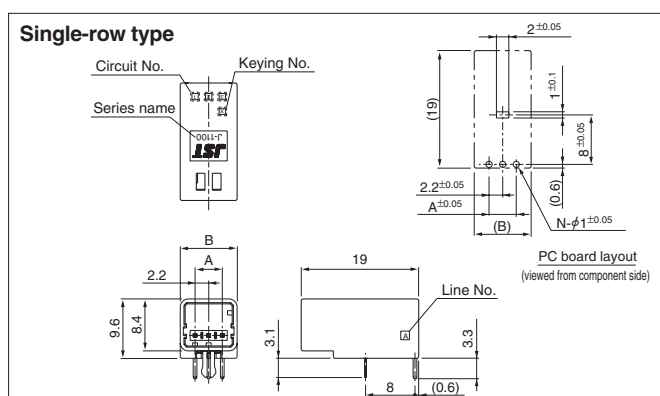
Material and Finish

Post: Copper alloy, tin-plated, gold-plated
Housing: Glass-filled PBT, UL94V-0, black
Reinforcing metal fixture: Copper alloy, tin-plated

RoHS compliance

Gold-plated product displays (LF) on a label.
Note: Finish(*):TTin-plated
GW ...Gold-plated

Header Side entry type (Center locking type)



Circuits	Keying	Model No.	Dimensions (mm)		Q'ty / box
			A	B	
3	X	S03B-J11SK-(*)XR	4.4	9.2	600
	Y	S03B-J11SK-(*)YR	4.4	9.2	600

Material and Finish

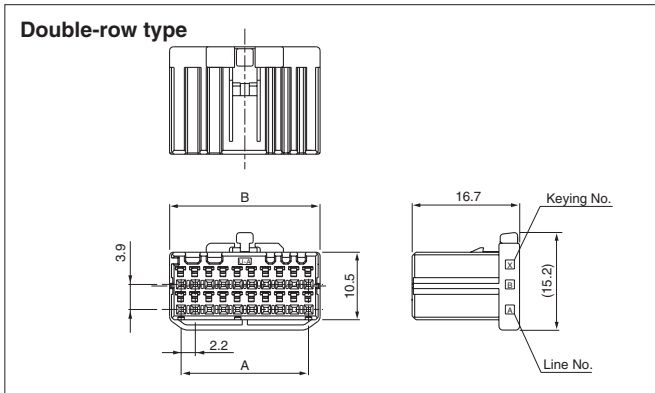
Post: Copper alloy, tin-plated, gold-plated
Housing: Glass-filled PBT, UL94V-0, black
Reinforcing metal fixture: Copper alloy, tin-plated

RoHS compliance

Gold-plated product displays (LF) on a label.
Note: Finish(*):TTin-plated
GW ...Gold-plated

J1000 SERIES/J1100

Receptacle housing



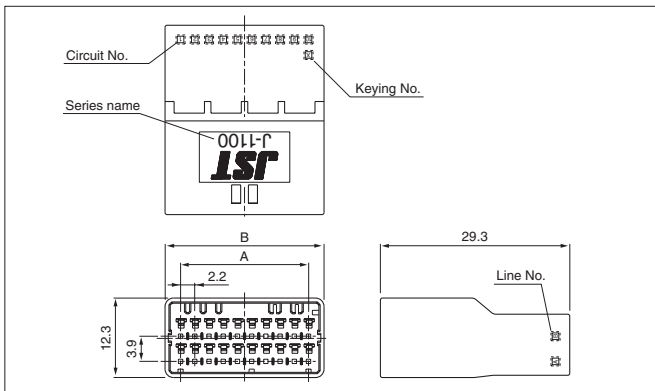
Circuits	Keying	Model No.	Dimensions (mm)		Q'ty / box
			A	B	
6	X	J11DF-06V-KX	4.4	8.0	800
	Y	J11DF-06V-KY	4.4	8.0	800
8	X	J11DF-08V-KX	6.6	10.2	500
	Y	J11DF-08V-KY	6.6	10.2	500
12	X	J11DF-12V-KX	11.0	14.6	400
	Y	J11DF-12V-KY	11.0	14.6	400
20	X	J11DF-20V-KX	19.8	23.4	250
	Y	J11DF-20V-KY	19.8	23.4	250
22	X	J11DF-22V-KX	22.0	25.6	—
	Y	J11DF-22V-KY	22.0	25.6	—
26	X	J11DF-26V-KX	26.4	30.0	—
	Y	J11DF-26V-KY	26.4	30.0	—
30	X	J11DF-30V-KX	30.8	34.4	—
	Y	J11DF-30V-KY	30.8	34.4	—

Material

Glass-filled PBT, UL94V-0, black

RoHS compliance

Tab housing



Circuits	Keying	Model No.	Dimensions (mm)		Q'ty / box
			A	B	
6	X	J11DFM-06V-KX	4.4	9.2	400
8	X	J11DFM-08V-KX	6.6	11.4	300
12	X	J11DFM-12V-KX	11.0	15.8	200
20	X	J11DFM-20V-KX	19.8	24.6	150

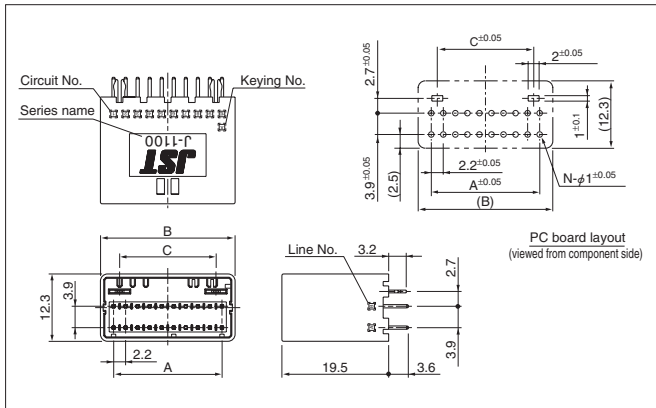
Material

Glass-filled PBT, UL94V-0, black

RoHS compliance

J1000 SERIES/J1100

Header Top entry type (Center locking type)



Circuits	Keying	Model No.	Dimensions (mm)			Q'ty / box
			A	B	C	
6	X	B06B-J11DK-(*)XR	4.4	9.2	—	500
	Y	B06B-J11DK-(*)YR	4.4	9.2	—	500
8	X	B08B-J11DK-(*)XR	6.6	11.4	4.4	400
	Y	B08B-J11DK-(*)YR	6.6	11.4	4.4	400
12	X	B12B-J11DK-(*)XR	11.0	15.8	8.8	280
	Y	B12B-J11DK-(*)YR	11.0	15.8	8.8	280
20	X	B20B-J11DK-(*)XR	19.8	24.6	17.6	180
	Y	B20B-J11DK-(*)YR	19.8	24.6	17.6	180
22	X	B22B-J11DK-(*)XR	22.0	26.8	19.8	—
	Y	B22B-J11DK-(*)YR	22.0	26.8	19.8	—
26	X	B26B-J11DK-(*)XR	26.4	31.2	24.2	—
	Y	B26B-J11DK-(*)YR	26.4	31.2	24.2	—
30	X	B30B-J11DK-(*)XR	30.8	35.6	28.6	—
	Y	B30B-J11DK-(*)YR	30.8	35.6	28.6	—

Material and Finish

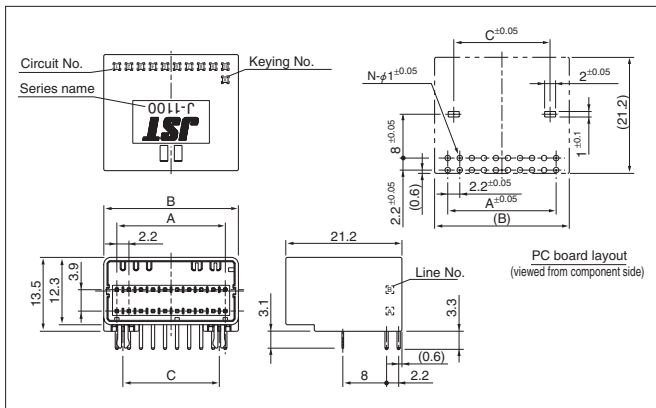
Post: Copper alloy, tin-plated, gold-plated
Housing: Glass-filled PBT, UL94V-0, black
Reinforcing metal fixture: Copper alloy, tin-plated

RoHS compliance Gold-plated product displays (LF) on a label.

Note: Finish(*) : T Tin-plated

GW ... Gold-plated

Header Side entry type (Center locking type)



Circuits	Keying	Model No.	Dimensions (mm)			Q'ty / box
			A	B	C	
6	X	S06B-J11DK-(*)XR	4.4	9.2	—	375
	Y	S06B-J11DK-(*)YR	4.4	9.2	—	375
8	X	S08B-J11DK-(*)XR	6.6	11.4	—	300
	Y	S08B-J11DK-(*)YR	6.6	11.4	—	300
12	X	S12B-J11DK-(*)XR	11.0	15.8	8.8	225
	Y	S12B-J11DK-(*)YR	11.0	15.8	8.8	225
20	X	S20B-J11DK-(*)XR	19.8	24.6	17.6	135
	Y	S20B-J11DK-(*)YR	19.8	24.6	17.6	135

Material and Finish

Post: Copper alloy, tin-plated, gold-plated
Housing: Glass-filled PBT, UL94V-0, black
Reinforcing metal fixture: Copper alloy, tin-plated

RoHS compliance Gold-plated product displays (LF) on a label.

Note: Finish(*) : T Tin-plated

GW ... Gold-plated

JFA CONNECTOR/J1000 SERIES

Model number identification

Receptacle contact

S F1 F - 21 T - P 0.6

Form: S...Strip form

Series name

Kind of terminal: F...Receptacle contact

Applicable wire: 002...AWG#28 ~ AWG#24
21...AWG#22 ~ AWG#18

Surface finish: T...Tin-plated, GC...Gold-plated

Material: P...Copper alloy

Terminal size

Tab contact

S F1 M - 21 T - M 0.6 A

Form: S...Strip form

Series name

Kind of terminal: M...Tab contact

Applicable wire: 002...AWG#28 ~ AWG#24
21...AWG#22 ~ AWG#18

Surface finish: T...Tin-plated, GC...Gold-plated

Material: M...Copper alloy

Terminal size

Auxiliary mark

Receptacle housing

J11 DF - 06 V - K X

Series name

Type of connector: SF...Single-row type
DF...Double-row type

No. of circuits: 3, 6, 8, 12, 20

Flammability: V...UL94V-0

Color indication: K...Black

Keying: X...X-Keying, Y...Y-Keying

Tab housing

J11 DFM - 06 V - K X

Series name

Type of connector: SFM...Single-row type
DFM...Double-row type

No. of circuits: 3, 6, 8, 12, 20

Flammability: V...UL94V-0

Color indication: K...Black

Keying: X...X-Keying

Header

B 06 B - J11 D K - T X R

PC board mounting direction:
B...Top entry type, S...Side entry type

No. of circuits: 3, 6, 8, 12, 20

Product name: Header

Series name

Rows: S...Single-row, D...Double-row

Color indication: K...Black

Surface finish: T...Tin-plated, GW...Gold-plated

Keying: X...X-Keying, Y...Y-Keying

Packaging form: R...Tray, M...Magazine stick