


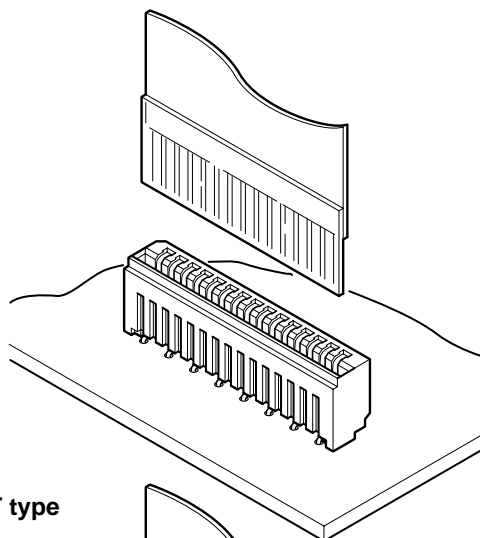
FMN CONNECTOR



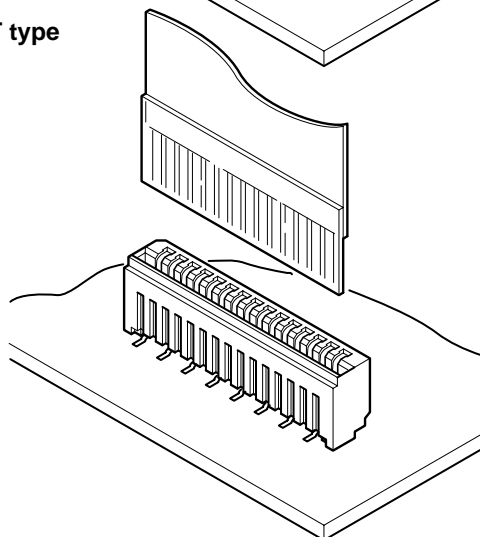
Connectors for FFC



Through-hole type



SMT type



Features

• Compact

3.0mm(.118") high <side entry type> and 5.1mm(.201")<top entry type>.

• Low insertion force

There are no slides or levers to operate on this reduced insertion force connector. It requires 1/2 the insertion force of JST's conventional FFC connector, but retains stable contact performance when subjected to environmental and mechanical stresses.

• Both through-hole and SMT types are available

SMT type connectors have heat-resistant housings so that solder reflow is possible. They also have solder tabs for extra strength.

• Embossed tape for automatic mounting

The SMT type FMN connector is supplied in embossed tape packaging, for mounting by automatic placement machines.

Specifications

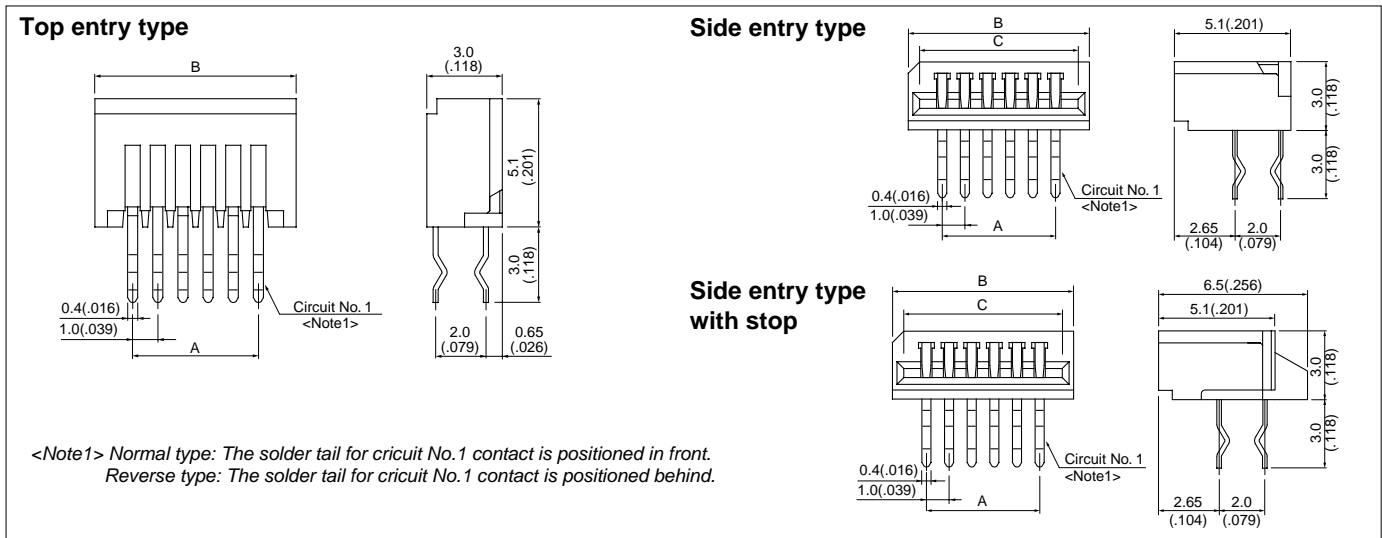
- Current rating: 0.5A DC
- Voltage rating: 50V DC
- Temperature range: -25°C to +85°C
(including temperature rise in applying electrical current)
- Contact resistance: Initial value/30m Ω max.
After environmental testing/50m Ω max.
- Insulation resistance: 500M Ω min.
- Withstanding voltage: 500V AC/minute
- Applicable FFC: Lead pitch /1.0mm(.039")
Lead width /0.7mm(.028")
Mating part thickness /
0.30 ± 0.05mm(.012"± .002")
- Applicable PC board thickness:1.6mm(.063")

<Note>FFC to be actually used should be checked for applicability.

* Contact JST for details.

FMN CONNECTOR

Through-hole type Connector

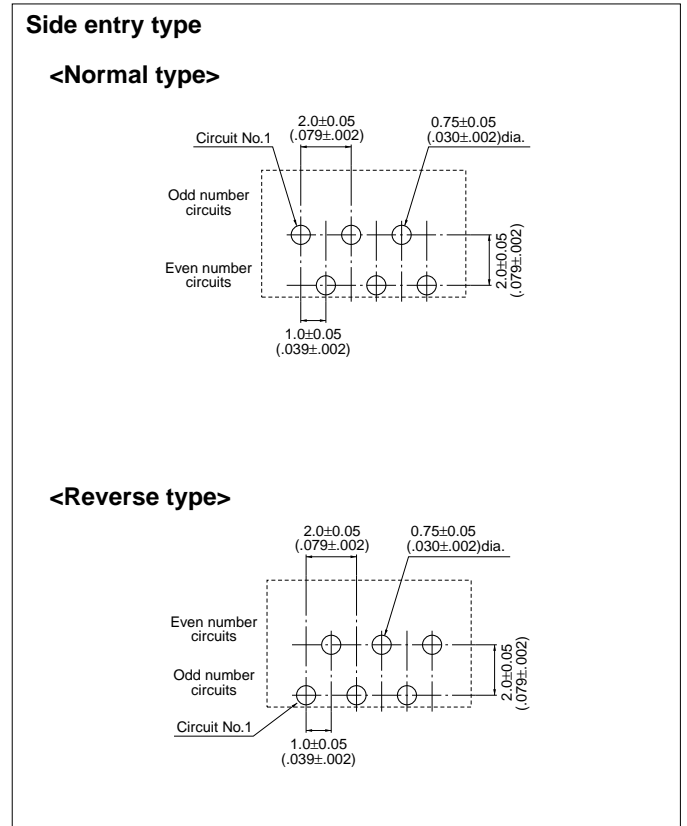
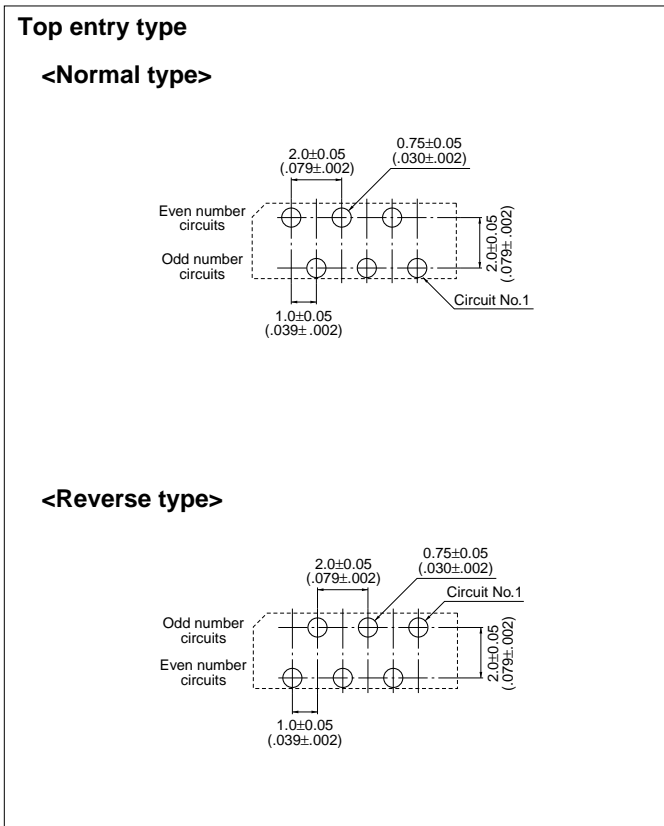


Circuits	Model No.						Dimensions mm(in.)			Q'ty / box		
	Top entry type		Side entry type		Side entry type with stop		A	B	C	Top entry type	Side entry type	Side entry type with stop
	Normal type	Reverse type	Normal type	Reverse type	Normal type	Reverse type						
4	04FMN-BTK-A	04FMN-BTRK-A	04FMN-STK-A	04FMN-STRK-A	04FMN-SSTK-A	04FMN-SSTRK-A	3.0(.118)	6.0(.236)	5.0(.197)	3,600	2,160	2,520
5	05FMN-BTK-A	05FMN-BTRK-A	05FMN-STK-A	05FMN-STRK-A	05FMN-SSTK-A	05FMN-SSTRK-A	4.0(.157)	7.0(.276)	6.0(.236)	3,100	1,860	2,170
6	06FMN-BTK-A	06FMN-BTRK-A	06FMN-STK-A	06FMN-STRK-A	06FMN-SSTK-A	06FMN-SSTRK-A	5.0(.197)	8.0(.315)	7.0(.276)	2,700	1,620	1,890
7	07FMN-BTK-A	07FMN-BTRK-A	07FMN-STK-A	07FMN-STRK-A	07FMN-SSTK-A	07FMN-SSTRK-A	6.0(.236)	9.0(.354)	8.0(.315)	2,400	1,440	1,680
8	08FMN-BTK-A	08FMN-BTRK-A	08FMN-STK-A	08FMN-STRK-A	08FMN-SSTK-A	08FMN-SSTRK-A	7.0(.276)	10.0(.394)	9.0(.354)	2,100	1,260	1,470
9	09FMN-BTK-A	09FMN-BTRK-A	09FMN-STK-A	09FMN-STRK-A	09FMN-SSTK-A	09FMN-SSTRK-A	8.0(.315)	11.0(.433)	10.0(.394)	1,900	1,140	1,330
10	10FMN-BTK-A	10FMN-BTRK-A	10FMN-STK-A	10FMN-STRK-A	10FMN-SSTK-A	10FMN-SSTRK-A	9.0(.354)	12.0(.472)	11.0(.433)	1,800	1,080	1,260
11	11FMN-BTK-A	11FMN-BTRK-A	11FMN-STK-A	11FMN-STRK-A	11FMN-SSTK-A	11FMN-SSTRK-A	10.0(.394)	13.0(.512)	12.0(.472)	1,600	960	1,120
12	12FMN-BTK-A	12FMN-BTRK-A	12FMN-STK-A	12FMN-STRK-A	12FMN-SSTK-A	12FMN-SSTRK-A	11.0(.433)	14.0(.551)	13.0(.512)	1,500	900	1,050
13	13FMN-BTK-A	13FMN-BTRK-A	13FMN-STK-A	13FMN-STRK-A	13FMN-SSTK-A	13FMN-SSTRK-A	12.0(.472)	15.0(.591)	14.0(.551)	1,400	840	980
14	14FMN-BTK-A	14FMN-BTRK-A	14FMN-STK-A	14FMN-STRK-A	14FMN-SSTK-A	14FMN-SSTRK-A	13.0(.512)	16.0(.630)	15.0(.591)	1,300	780	910
15	15FMN-BTK-A	15FMN-BTRK-A	15FMN-STK-A	15FMN-STRK-A	15FMN-SSTK-A	15FMN-SSTRK-A	14.0(.551)	17.0(.669)	16.0(.630)	1,200	720	840
16	16FMN-BTK-A	16FMN-BTRK-A	16FMN-STK-A	16FMN-STRK-A	16FMN-SSTK-A	16FMN-SSTRK-A	15.0(.591)	18.0(.709)	17.0(.669)	1,200	720	840
17	17FMN-BTK-A	17FMN-BTRK-A	17FMN-STK-A	17FMN-STRK-A	17FMN-SSTK-A	17FMN-SSTRK-A	16.0(.630)	19.0(.748)	18.0(.709)	1,100	660	770
18	18FMN-BTK-A	18FMN-BTRK-A	18FMN-STK-A	18FMN-STRK-A	18FMN-SSTK-A	18FMN-SSTRK-A	17.0(.669)	20.0(.787)	19.0(.748)	1,000	600	700
19	19FMN-BTK-A	19FMN-BTRK-A	19FMN-STK-A	19FMN-STRK-A	19FMN-SSTK-A	19FMN-SSTRK-A	18.0(.709)	21.0(.827)	20.0(.787)	1,000	600	700
20	20FMN-BTK-A	20FMN-BTRK-A	20FMN-STK-A	20FMN-STRK-A	20FMN-SSTK-A	20FMN-SSTRK-A	19.0(.748)	22.0(.866)	21.0(.827)	900	540	630
21	21FMN-BTK-A	21FMN-BTRK-A	21FMN-STK-A	21FMN-STRK-A	21FMN-SSTK-A	21FMN-SSTRK-A	20.0(.787)	23.0(.906)	22.0(.866)	900	540	630
22	22FMN-BTK-A	22FMN-BTRK-A	22FMN-STK-A	22FMN-STRK-A	22FMN-SSTK-A	22FMN-SSTRK-A	21.0(.827)	24.0(.945)	23.0(.906)	900	540	630
23	23FMN-BTK-A	23FMN-BTRK-A	23FMN-STK-A	23FMN-STRK-A	23FMN-SSTK-A	23FMN-SSTRK-A	22.0(.866)	25.0(.984)	24.0(.945)	800	480	560
24	24FMN-BTK-A	24FMN-BTRK-A	24FMN-STK-A	24FMN-STRK-A	24FMN-SSTK-A	24FMN-SSTRK-A	23.0(.906)	26.0(1.024)	25.0(.984)	800	480	560
25	25FMN-BTK-A	25FMN-BTRK-A	25FMN-STK-A	25FMN-STRK-A	25FMN-SSTK-A	25FMN-SSTRK-A	24.0(.945)	27.0(1.063)	26.0(1.024)	800	480	560
26	26FMN-BTK-A	26FMN-BTRK-A	26FMN-STK-A	26FMN-STRK-A	26FMN-SSTK-A	26FMN-SSTRK-A	25.0(.984)	28.0(1.102)	27.0(1.063)	700	420	490
27	27FMN-BTK-A	27FMN-BTRK-A	27FMN-STK-A	27FMN-STRK-A	27FMN-SSTK-A	27FMN-SSTRK-A	26.0(1.024)	29.0(1.142)	28.0(1.102)	700	420	490
28	28FMN-BTK-A	28FMN-BTRK-A	28FMN-STK-A	28FMN-STRK-A	28FMN-SSTK-A	28FMN-SSTRK-A	27.0(1.063)	30.0(1.181)	29.0(1.142)	700	420	490
29	29FMN-BTK-A	29FMN-BTRK-A	29FMN-STK-A	29FMN-STRK-A	29FMN-SSTK-A	29FMN-SSTRK-A	28.0(1.102)	31.0(1.220)	30.0(1.181)	700	420	490
30	30FMN-BTK-A	30FMN-BTRK-A	30FMN-STK-A	30FMN-STRK-A	30FMN-SSTK-A	30FMN-SSTRK-A	29.0(1.142)	32.0(1.260)	31.0(1.220)	600	360	420
31	31FMN-BTK-A	31FMN-BTRK-A	31FMN-STK-A	31FMN-STRK-A	31FMN-SSTK-A	31FMN-SSTRK-A	30.0(1.181)	33.0(1.299)	32.0(1.260)	600	360	420
32	32FMN-BTK-A	32FMN-BTRK-A	32FMN-STK-A	32FMN-STRK-A	32FMN-SSTK-A	32FMN-SSTRK-A	31.0(1.220)	34.0(1.339)	33.0(1.299)	600	360	420
33	33FMN-BTK-A	33FMN-BTRK-A	33FMN-STK-A	33FMN-STRK-A	33FMN-SSTK-A	33FMN-SSTRK-A	32.0(1.260)	35.0(1.378)	34.0(1.339)	600	360	420
34	34FMN-BTK-A	34FMN-BTRK-A	34FMN-STK-A	34FMN-STRK-A	34FMN-SSTK-A	34FMN-SSTRK-A	33.0(1.299)	36.0(1.417)	35.0(1.378)	600	360	420
35	35FMN-BTK-A	35FMN-BTRK-A	35FMN-STK-A	35FMN-STRK-A	35FMN-SSTK-A	35FMN-SSTRK-A	34.0(1.339)	37.0(1.457)	36.0(1.417)	500	300	350
36	36FMN-BTK-A	36FMN-BTRK-A	36FMN-STK-A	36FMN-STRK-A	36FMN-SSTK-A	36FMN-SSTRK-A	35.0(1.378)	38.0(1.496)	37.0(1.457)	500	300	350
37	37FMN-BTK-A	37FMN-BTRK-A	37FMN-STK-A	37FMN-STRK-A	37FMN-SSTK-A	37FMN-SSTRK-A	36.0(1.417)	39.0(1.535)	38.0(1.496)	500	300	350
38	38FMN-BTK-A	38FMN-BTRK-A	38FMN-STK-A	38FMN-STRK-A	38FMN-SSTK-A	38FMN-SSTRK-A	37.0(1.457)	40.0(1.575)	39.0(1.535)	500	300	350
39	39FMN-BTK-A	39FMN-BTRK-A	39FMN-STK-A	39FMN-STRK-A	39FMN-SSTK-A	39FMN-SSTRK-A	38.0(1.496)	41.0(1.614)	40.0(1.575)	500	300	350
40	40FMN-BTK-A	40FMN-BTRK-A	40FMN-STK-A	40FMN-STRK-A	40FMN-SSTK-A	40FMN-SSTRK-A	39.0(1.535)	42.0(1.654)	41.0(1.614)	500	300	350

Material and Finish

Contact: Phosphor bronze, copper-undercoated, tin/lead-plated
Housing: 4 to 22 circuits/PBT, UL94V-0
23 to 40 circuits/Modified 6T nylon, UL94V-0
Normal type--gray Reverse type--black

Through-hole type PC board layout (viewed from component side)



Note:

1. Tolerances are non-cumulative: $\pm 0.05\text{mm} (\pm .002")$ for all centers.
2. Hole dimensions differ according to the kind of PC board and piercing method. The dimensions above should serve as a guideline. Contact JST for details.

Through-hole type Assembly layout

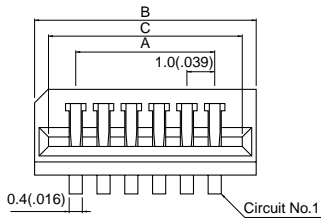


FMN CONNECTOR

SMT type Connector

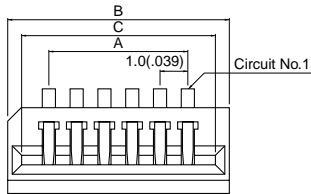
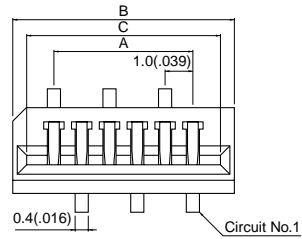
Top entry type

<In-line>

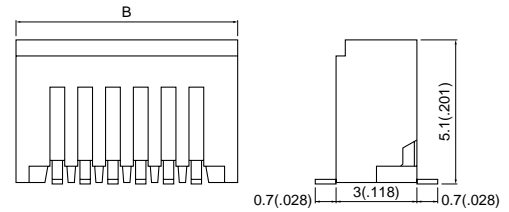
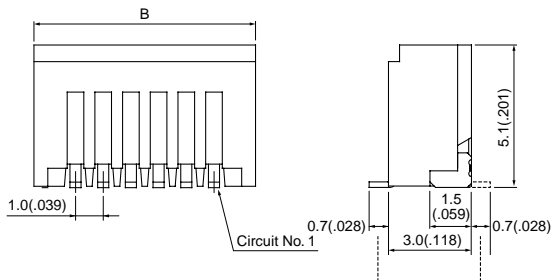
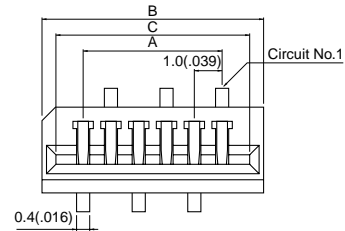


← Normal type →

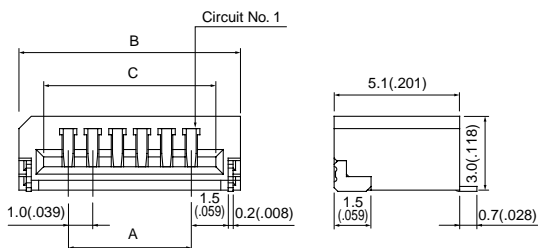
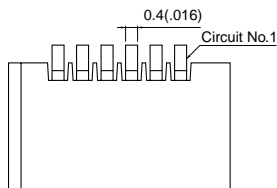
<Staggered>



← Reverse type →



Side entry type



FMN CONNECTOR

Circuits	Model No.					Dimensions mm(in.)				Q'ty / reel	
	Top entry type				Side entry type	A	B		C		
	Single-row		Staggered				Top entry type	Side entry type			
	Normal type	Reverse type	Normal type	Reverse type		Top entry type	Side entry type	Top entry type	Side entry type		
4	04FMN-BMT-A-TF	04FMN-BMTR-A-TB	04FMN-BMTTN-A-TF	04FMN-BMTTR-A-TB	04FMN-SMT-A-TF	3.0(.118)	6.0(.236)	7.0(.276)	5.0(.197)	1,000	2,000
5	05FMN-BMT-A-TF	05FMN-BMTR-A-TB	05FMN-BMTTN-A-TF	05FMN-BMTTR-A-TB	05FMN-SMT-A-TF	4.0(.157)	7.0(.276)	8.0(.315)	6.0(.236)	1,000	2,000
6	06FMN-BMT-A-TF	06FMN-BMTR-A-TB	06FMN-BMTTN-A-TF	06FMN-BMTTR-A-TB	06FMN-SMT-A-TF	5.0(.197)	8.0(.315)	9.0(.354)	7.0(.276)	1,000	2,000
7	07FMN-BMT-A-TF	07FMN-BMTR-A-TB	07FMN-BMTTN-A-TF	07FMN-BMTTR-A-TB	07FMN-SMT-A-TF	6.0(.236)	9.0(.354)	10.0(.394)	8.0(.315)	1,000	2,000
8	08FMN-BMT-A-TF	08FMN-BMTR-A-TB	08FMN-BMTTN-A-TF	08FMN-BMTTR-A-TB	08FMN-SMT-A-TF	7.0(.276)	10.0(.394)	11.0(.433)	9.0(.354)	1,000	2,000
9	09FMN-BMT-A-TF	09FMN-BMTR-A-TB	09FMN-BMTTN-A-TF	09FMN-BMTTR-A-TB	09FMN-SMT-A-TF	8.0(.315)	11.0(.433)	12.0(.472)	10.0(.394)	1,000	2,000
10	10FMN-BMT-A-TF	10FMN-BMTR-A-TB	10FMN-BMTTN-A-TF	10FMN-BMTTR-A-TB	10FMN-SMT-A-TF	9.0(.354)	12.0(.472)	13.0(.512)	11.0(.433)	1,000	2,000
11	11FMN-BMT-A-TF	11FMN-BMTR-A-TB	11FMN-BMTTN-A-TF	11FMN-BMTTR-A-TB	11FMN-SMT-A-TF	10.0(.394)	13.0(.512)	14.0(.551)	12.0(.472)	1,000	2,000
12	12FMN-BMT-A-TF	12FMN-BMTR-A-TB	12FMN-BMTTN-A-TF	12FMN-BMTTR-A-TB	12FMN-SMT-A-TF	11.0(.433)	14.0(.551)	15.0(.591)	13.0(.512)	1,000	2,000
13	13FMN-BMT-A-TF	13FMN-BMTR-A-TB	13FMN-BMTTN-A-TF	13FMN-BMTTR-A-TB	13FMN-SMT-A-TF	12.0(.472)	15.0(.591)	16.0(.630)	14.0(.551)	1,000	2,000
14	14FMN-BMT-A-TF	14FMN-BMTR-A-TB	14FMN-BMTTN-A-TF	14FMN-BMTTR-A-TB	14FMN-SMT-A-TF	13.0(.512)	16.0(.630)	17.0(.669)	15.0(.591)	1,000	2,000
15	15FMN-BMT-A-TF	15FMN-BMTR-A-TB	15FMN-BMTTN-A-TF	15FMN-BMTTR-A-TB	15FMN-SMT-A-TF	14.0(.551)	17.0(.669)	18.0(.709)	16.0(.630)	1,000	2,000
16	16FMN-BMT-A-TF	16FMN-BMTR-A-TB	16FMN-BMTTN-A-TF	16FMN-BMTTR-A-TB	16FMN-SMT-A-TF	15.0(.591)	18.0(.709)	19.0(.748)	17.0(.669)	1,000	2,000
17	17FMN-BMT-A-TF	17FMN-BMTR-A-TB	17FMN-BMTTN-A-TF	17FMN-BMTTR-A-TB	17FMN-SMT-A-TF	16.0(.630)	19.0(.748)	20.0(.787)	18.0(.709)	1,000	2,000
18	18FMN-BMT-A-TF	18FMN-BMTR-A-TB	18FMN-BMTTN-A-TF	18FMN-BMTTR-A-TB	18FMN-SMT-A-TF	17.0(.669)	20.0(.787)	21.0(.827)	19.0(.748)	1,000	2,000
19	19FMN-BMT-A-TF	19FMN-BMTR-A-TB	19FMN-BMTTN-A-TF	19FMN-BMTTR-A-TB	19FMN-SMT-A-TF	18.0(.709)	21.0(.827)	22.0(.866)	20.0(.787)	1,000	2,000
20	20FMN-BMT-A-TF	20FMN-BMTR-A-TB	20FMN-BMTTN-A-TF	20FMN-BMTTR-A-TB	20FMN-SMT-A-TF	19.0(.748)	22.0(.866)	23.0(.906)	21.0(.827)	1,000	2,000
21	21FMN-BMT-A-TF	21FMN-BMTR-A-TB	21FMN-BMTTN-A-TF	21FMN-BMTTR-A-TB	21FMN-SMT-A-TF	20.0(.787)	23.0(.906)	24.0(.945)	22.0(.866)	1,000	2,000
22	22FMN-BMT-A-TF	22FMN-BMTR-A-TB	22FMN-BMTTN-A-TF	22FMN-BMTTR-A-TB	22FMN-SMT-A-TF	21.0(.827)	24.0(.945)	25.0(.984)	23.0(.906)	1,000	2,000
23	23FMN-BMT-A-TF	23FMN-BMTR-A-TB	23FMN-BMTTN-A-TF	23FMN-BMTTR-A-TB	23FMN-SMT-A-TF	22.0(.866)	25.0(.984)	26.0(1.024)	24.0(.945)	1,000	2,000
24	24FMN-BMT-A-TF	24FMN-BMTR-A-TB	24FMN-BMTTN-A-TF	24FMN-BMTTR-A-TB	24FMN-SMT-A-TF	23.0(.906)	26.0(1.024)	27.0(1.063)	25.0(.984)	1,000	2,000
25	25FMN-BMT-A-TF	25FMN-BMTR-A-TB	25FMN-BMTTN-A-TF	25FMN-BMTTR-A-TB	25FMN-SMT-A-TF	24.0(.945)	27.0(1.063)	28.0(1.102)	26.0(1.024)	1,000	2,000
26	26FMN-BMT-A-TF	26FMN-BMTR-A-TB	26FMN-BMTTN-A-TF	26FMN-BMTTR-A-TB	26FMN-SMT-A-TF	25.0(.984)	28.0(1.102)	29.0(1.142)	27.0(1.063)	1,000	2,000
27	27FMN-BMT-A-TF	27FMN-BMTR-A-TB	27FMN-BMTTN-A-TF	27FMN-BMTTR-A-TB	27FMN-SMT-A-TF	26.0(1.024)	29.0(1.142)	30.0(1.181)	28.0(1.102)	1,000	2,000
28	28FMN-BMT-A-TF	28FMN-BMTR-A-TB	28FMN-BMTTN-A-TF	28FMN-BMTTR-A-TB	28FMN-SMT-A-TF	27.0(1.063)	30.0(1.181)	31.0(1.220)	29.0(1.142)	1,000	2,000
29	29FMN-BMT-A-TF	29FMN-BMTR-A-TB	29FMN-BMTTN-A-TF	29FMN-BMTTR-A-TB	29FMN-SMT-A-TF	28.0(1.102)	31.0(1.220)	32.0(1.260)	30.0(1.181)	1,000	2,000
30	30FMN-BMT-A-TF	30FMN-BMTR-A-TB	30FMN-BMTTN-A-TF	30FMN-BMTTR-A-TB	30FMN-SMT-A-TF	29.0(1.142)	32.0(1.260)	33.0(1.299)	31.0(1.220)	1,000	2,000
31	31FMN-BMT-A-TF	31FMN-BMTR-A-TB	31FMN-BMTTN-A-TF	31FMN-BMTTR-A-TB	31FMN-SMT-A-TF	30.0(1.181)	33.0(1.299)	34.0(1.339)	32.0(1.260)	1,000	2,000
32	32FMN-BMT-A-TF	32FMN-BMTR-A-TB	32FMN-BMTTN-A-TF	32FMN-BMTTR-A-TB	32FMN-SMT-A-TF	31.0(1.220)	34.0(1.339)	35.0(1.378)	33.0(1.299)	1,000	2,000
33	33FMN-BMT-A-TF	33FMN-BMTR-A-TB	33FMN-BMTTN-A-TF	33FMN-BMTTR-A-TB	33FMN-SMT-A-TF	32.0(1.260)	35.0(1.378)	36.0(1.417)	34.0(1.339)	1,000	2,000
34	34FMN-BMT-A-TF	34FMN-BMTR-A-TB	34FMN-BMTTN-A-TF	34FMN-BMTTR-A-TB	34FMN-SMT-A-TF	33.0(1.299)	36.0(1.417)	37.0(1.457)	35.0(1.378)	1,000	2,000
35	35FMN-BMT-A-TF	35FMN-BMTR-A-TB	35FMN-BMTTN-A-TF	35FMN-BMTTR-A-TB	35FMN-SMT-A-TF	34.0(1.339)	37.0(1.457)	38.0(1.496)	36.0(1.417)	1,000	2,000
36	36FMN-BMT-A-TF	36FMN-BMTR-A-TB	36FMN-BMTTN-A-TF	36FMN-BMTTR-A-TB	36FMN-SMT-A-TF	35.0(1.378)	38.0(1.496)	39.0(1.535)	37.0(1.457)	1,000	2,000
37	37FMN-BMT-A-TF	37FMN-BMTR-A-TB	37FMN-BMTTN-A-TF	37FMN-BMTTR-A-TB	37FMN-SMT-A-TF	36.0(1.417)	39.0(1.535)	40.0(1.575)	38.0(1.496)	1,000	2,000
38	38FMN-BMT-A-TF	38FMN-BMTR-A-TB	38FMN-BMTTN-A-TF	38FMN-BMTTR-A-TB	38FMN-SMT-A-TF	37.0(1.457)	40.0(1.575)	41.0(1.614)	39.0(1.535)	1,000	2,000
39	39FMN-BMT-A-TF	39FMN-BMTR-A-TB	39FMN-BMTTN-A-TF	39FMN-BMTTR-A-TB	39FMN-SMT-A-TF	38.0(1.496)	41.0(1.614)	42.0(1.654)	40.0(1.575)	1,000	2,000
40	40FMN-BMT-A-TF	40FMN-BMTR-A-TB	40FMN-BMTTN-A-TF	40FMN-BMTTR-A-TB	40FMN-SMT-A-TF	39.0(1.535)	42.0(1.654)	43.0(1.693)	41.0(1.614)	1,000	2,000

Material and Finish

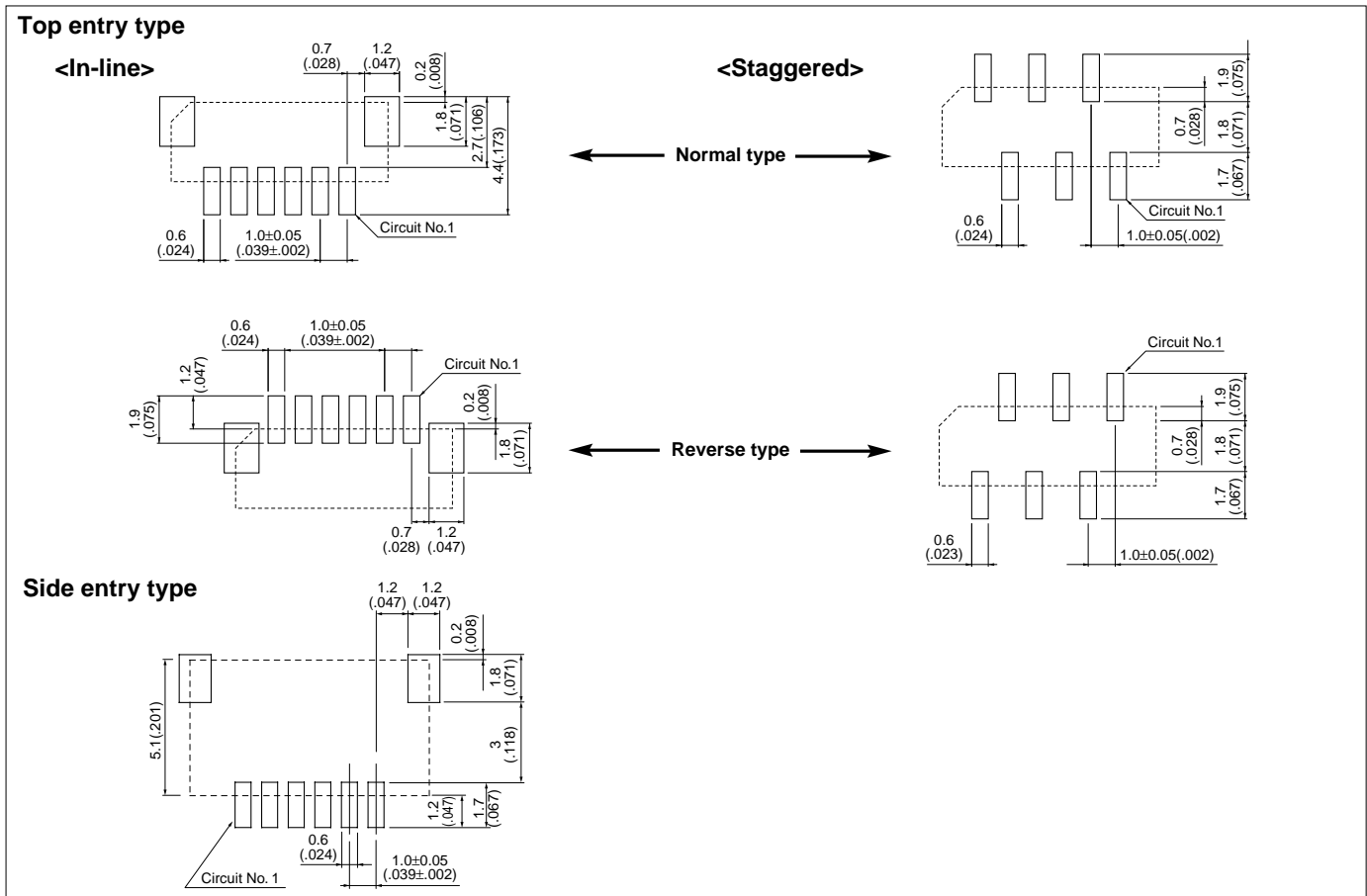
Contact: Phosphor bronze, copper-undercoated, tin/lead-plated
Housing: Modified 6T nylon, UL94V-0, black
Solder tab: Brass, copper-undercoated, tin/lead plated

Note:

1. The products listed above are supplied on embossed tape.
2. Contact JST for the top entry type headers with suction cap.

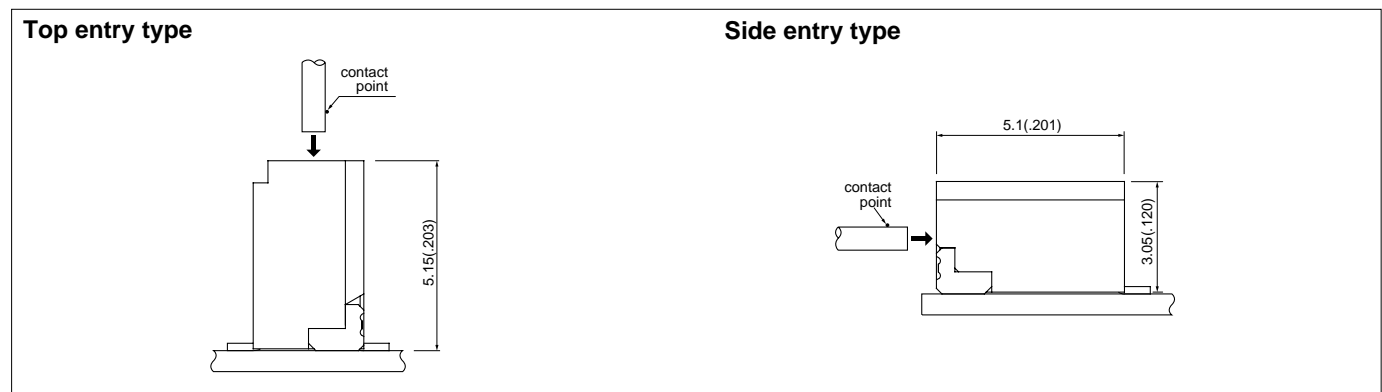
FMN CONNECTOR

SMT type PC board layout (viewed from component side)

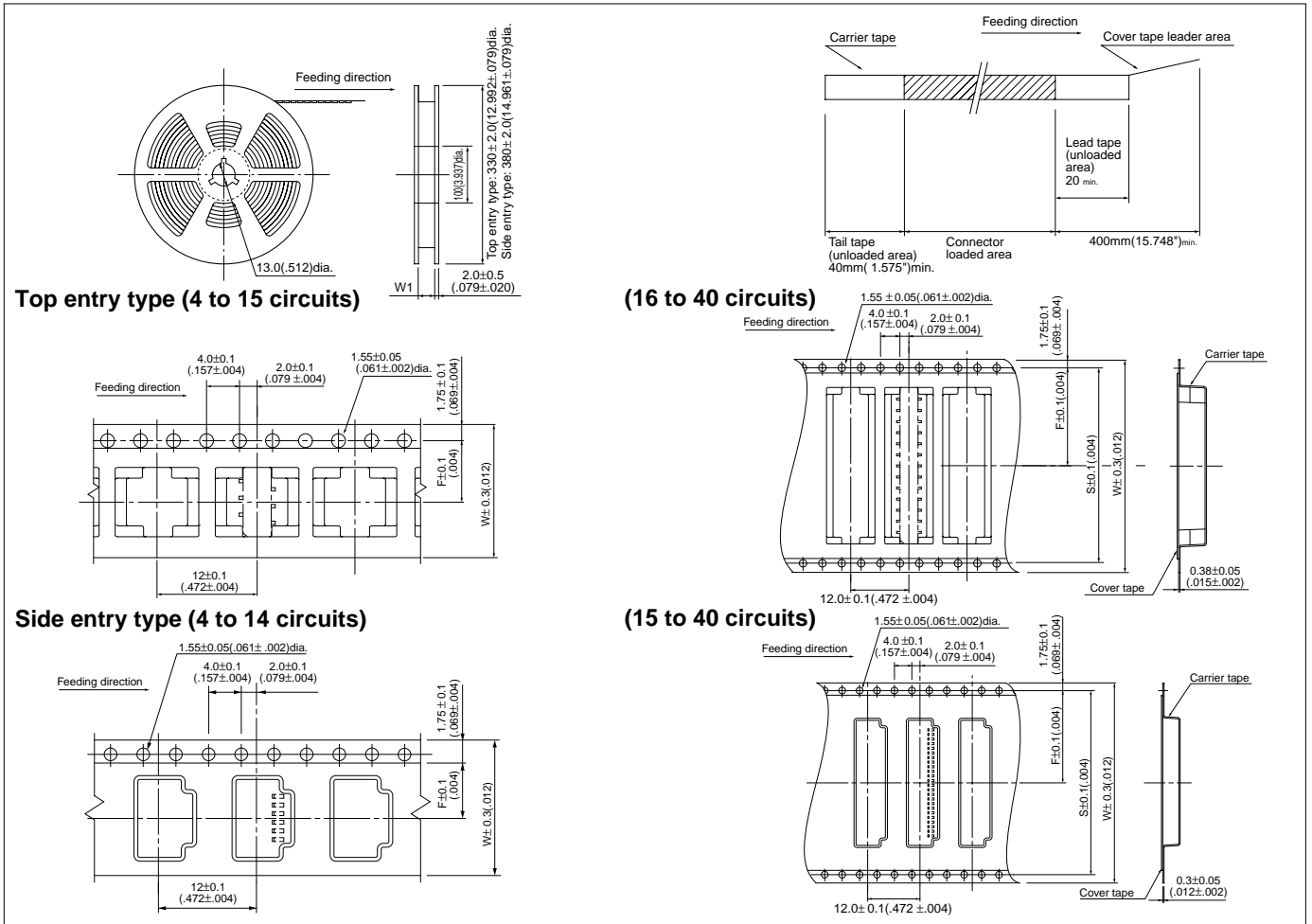


Note:
 1. Tolerances are non-cumulative: $\pm 0.05\text{mm}(\pm .002")$ for all centers.
 2. The dimensions above should serve as a guideline. Contact JST for details.

SMT type Assembly layout (viewed from component side)



Taping specifications



Top entry type

Circuits	Taping dimensions mm.(in.)				Q'ty / reel
	F	S	W	W1	
4 to 7	7.5(.295)	—	16.0(.630)	17.5(.689)	1,000
8 to 15	11.5(.453)	—	24.0(.945)	25.5(1.004)	1,000
16 to 19	14.2(.559)	28.4(1.118)	32.0(1.260)	33.5(1.319)	1,000
20 to 31	20.2(.795)	40.4(1.591)	44.0(1.732)	45.5(1.791)	1,000
32 to 40	26.2(1.031)	52.4(2.063)	56.0(2.205)	57.5(2.264)	1,000

Side entry type

Circuits	Taping dimensions mm.(in.)				Q'ty / reel
	F	S	W	W1	
4 to 6	7.5(.295)	—	16.0(.630)	17.5(.689)	2,000
7 to 14	11.5(.453)	—	24.0(.945)	25.5(1.004)	2,000
15 to 18	14.2(.559)	28.4(1.118)	32.0(1.260)	33.5(1.319)	2,000
19 to 30	20.2(.795)	40.4(1.591)	44.0(1.732)	45.5(1.791)	2,000
31 to 40	26.2(1.031)	52.4(2.063)	56.0(2.205)	57.5(2.264)	2,000

Note:

- Specifications conform to JIS C 0806. The tape width, connector recess dimensions, etc. are determined by the number of circuits and external shape of the connector to be loaded.
- Specifications are subject to change without prior notice.

Lead section dimensions of FFC

