

## OT FIT 40/220...240/1A0 CS

OPTOTRONIC FIT CS G3 | Constant Current Compact – Non dimmable



### Product family features

- Lifetime: up to 50,000 h (temperature at max.  $t_c$ )
- Cable clamp kit for independent mounting

### Product family benefits

- Higher quality of light thanks to low output ripple current
- High flexibility due to four different output currents
- Small housing for flexible luminaire designs
- High efficiency

### Areas of application

- Suitable for downlights, spotlights and LED panels
- Suitable for luminaires of protection classes I and II

## Technical data

### Electrical data

Nominal input voltage	220...240 V
Mains frequency	50/60 Hz
Input voltage AC	198...264 V
Total harmonic distortion	< 10 % <sup>1)</sup>
Power factor $\lambda$	0.98
Efficiency in full-load	90 % <sup>2)</sup>
Device power loss	4.9 W <sup>3)</sup>
Protective conductor current	<0.7 mA
Inrush current	$\leq 35$ A <sup>4)</sup>
Max. ECG no. on circuit breaker 10 A (B)	11
Max. ECG no. on circuit breaker 10 A (C)	19
Max. ECG no. on circuit breaker 16 A (B)	19
Max. ECG no. on circuit breaker 16 A (C)	31
Max. ECG no. on circuit breaker 25 A (B)	29
Surge capability (L/N-Ground)	2 kV
Surge capability (L-N)	1 kV
Nominal output voltage	25...42 / 30...42 V <sup>5)</sup>
U-OUT (working voltage)	60 V
Nominal output current	800 / 900 / 950 / 1050 mA
Output current tolerance	$\pm 7.5$ %
Default output current	1050 mA
Output ripple current (100 Hz)	< 5 %
Output PSTLM	$\leq 1$
Output SVM	$\leq 0.4$
Nominal output power	20...44.1 W
Maximum output power	44.1 W
Galvanic isolation	SELV
Galvanic isolation primary/secondary	SELV
Current set	DipSwitch

<sup>1)</sup> At full load, 230 V, 50 Hz / see graphs

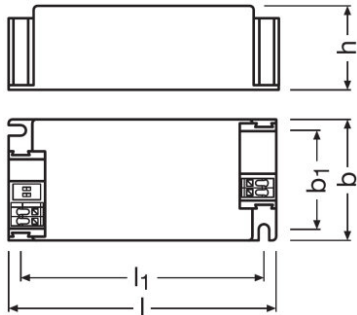
<sup>2)</sup> at 230 V, 50 Hz

<sup>3)</sup> At 230 V, Input power 49 W max.

<sup>4)</sup>  $t_{width} = 200 \mu s$  (measured at 50 %  $I_{peak}$ )

<sup>5)</sup> 30 - 42V @ 1050 mA

## Dimensions & weight



Mounting hole spacing, length	88.0 mm
Mounting hole spacing, width	34.0 mm
Product weight	110.00 g
Cable cross-section, input side	0.5...1.5 mm <sup>2</sup>
Cable cross-section, output side	0.5...1.5 mm <sup>2</sup>
Wire preparation length, input side	7...8 mm
Wire preparation length, output side	7...8 mm
Length	97.0 mm
Width	43.0 mm
Height	29.5 mm

## Colors & materials

Casing material	Plastic
-----------------	---------

## Temperatures & operating conditions

Ambient temperature range	-20...+50 °C
Maximum temperature at tc test point	80 °C
Max.housing temperature in case of fault	110 °C
Temperature range at storage	-20...80 °C
Permitted rel. humidity during operation	5...85 % <sup>1)</sup>

<sup>1)</sup> Non-condensing

## Lifespan

ECG lifetime	50000 h <sup>1)</sup>
--------------	-----------------------

<sup>1)</sup> At maximum  $T_c = 80^\circ\text{C}$  / 10% failure rate

## Additional product data

## Product datasheet

Predecessor EAN	4052899435650
-----------------	---------------

### Capabilities

Dimmable	No
Overheating protection	Automatic reversible
Overload protection	Automatic reversible
Short-circuit protection	Automatic reversible
No-load proof	Yes
Intended for no-load operation	No
Max. cable length to lamp/LED module	2.0 m <sup>1)</sup>
Suitable for fixtures with prot. class	I / II
Type of connection, input side	Push terminal
Type of connection, output side	Push terminal
Suitable for through-wiring	No
Control interface	-
Detection angle (Light sensor)	-
Detection angle (PIR)	-
Number of channels	1

<sup>1)</sup> Output wires must be routed as close as possible to each other

### Programming

Programming device	DIPswitch
--------------------	-----------

### Certificates & standards

Approval marks – approval	CCC / CE / RCM / ENEC 05
Standards	Acc. to IEC 61347-1/Acc. to IEC 61347-2-13/Acc. to IEC 62384/Acc. to CISPR 15/Acc. to IEC 61000-3-2/Acc. to IEC 61000-3-3/Acc. to IEC 61547
Type of protection	IP20
Protection class	I,II

### Logistical data

Commodity code	850440839000
----------------	--------------








### Environmental information

<b>Information according Art. 33 of EU Regulation (EC) 1907/2006 (REACH)</b>	
Date of Declaration	09-12-2022
Primary Article Identifier	4052899617339
Candidate List Substance 1	Lead

## Product datasheet

<b>CAS No. of substance 1</b>	7439-92-1
<b>Safe Use Instruction</b>	The identification of the Candidate List substance is sufficient to allow safe use of the article.
<b>Declaration No. in SCIP database</b>	b27b534c-10be-42d8-8d6e-a2e771f0fdf7

### Download Data

File
 User instruction OPTOTRONIC LED Power Supply
 Certificates OT FIT CS ENEC 35 112395 180121
 Declarations of conformity OT FIT CS UK DoC 4290089 150322
 Declarations of conformity OT FIT CS CE 3667905 150322
 CAD data OT FIT 40 CS IGS 151020
 CAD data OT FIT 40 CS STEP 151020
 CAD data 3-dim OT FIT 40 CS CAD3PDF 151020

### Ecodesign regulation information:

Intended for use with LED modules.

The forward voltage of the LED light source shall be within the defined operating window of the control gear in all operating conditions including dimming if applicable.

Separate control gear and light sources must be disposed of at certified disposal companies in accordance with Directive 2012/19/EU (WEEE) in the EU and with Waste Electrical and Electronic Equipment (WEEE) Regulations 2013 in the UK. For this purpose, collection points for recycling centres and take-back systems (CRSO) are available from retailers or private disposal companies, which accept separate control gear and light sources free of charge. In this way, raw materials are conserved and materials are recycled.

### Logistical Data

Product code	Product description	Packaging unit (Pieces/Unit)	Dimensions (length x width x height)	Volume	Gross weight
4052899617339	OT FIT 40/220...240/1A0 CS	Shipping carton box 20	228 mm x 208 mm x 78 mm	3.70 dm <sup>3</sup>	2403.00 g

## Product datasheet

---

### Logistical Data

The mentioned product code describes the smallest quantity unit which can be ordered. One shipping unit can contain one or more single products. When placing an order, for the quantity please enter single or multiples of a shipping unit.

---

### Accessories Optional

Product description	Accessory name	Accessory code
OT FIT 40/220...240/1A0 CS	OT CABLE CLAMP D-STYLE	▶ 4062172345507

---

### Disclaimer

Subject to change without notice. Errors and omission excepted. Always make sure to use the most recent release.