

Features

- Ultra High Efficiency (Up to 93%)
- High Power Factor (0.99 Typical)
- 200 W Continuous Output Power
- Lightning Protection
- Waterproof (IP67)
- All-Round Protection: OVP, OCP, SCP, OTP
- Comply With UL8750 & EN61347 Safety Regulations



Description

The EUV-200SxxxST Series operate from a 90 ~ 305 Vac input range. These units will provide up to 200 W of output power and a maximum output current of 15.0 A for 12 V output model. They are designed to be highly efficient and highly reliable. Features include lightning protection, over voltage protection, over current protection, short circuit protection and over temperature protection.

Models

Output Voltage	Input Voltage	Max. Output Current	Max. Output Power	Typical Efficiency (1)	Power Factor		Model Number (2)
					110Vac	220Vac	
12 Vdc	90 ~ 305 Vac	15.0 A	180 W	91.0%	0.99	0.97	EUV-200S012ST
24 Vdc	90 ~ 305 Vac	8.33 A	200 W	92.0%	0.99	0.97	EUV-200S024ST★
36 Vdc	90 ~ 305 Vac	5.56 A	200 W	92.5%	0.99	0.97	EUV-200S036ST
42 Vdc	90 ~ 305 Vac	4.76 A	200 W	92.5%	0.99	0.97	EUV-200S042ST
48 Vdc	90 ~ 305 Vac	4.17 A	200 W	92.5%	0.99	0.97	EUV-200S048ST
50 Vdc	90 ~ 305 Vac	4.00 A	200 W	92.5%	0.99	0.97	EUV-200S050ST
52 Vdc	90 ~ 305 Vac	3.84 A	200 W	93.0%	0.99	0.97	EUV-200S052ST
54 Vdc	90 ~ 305 Vac	3.70 A	200 W	93.0%	0.99	0.97	EUV-200S054ST
81 Vdc	90 ~ 305 Vac	2.47 A	200 W	93.0%	0.99	0.97	EUV-200S081ST
105 Vdc	90 ~ 305 Vac	1.90 A	200 W	93.0%	0.99	0.97	EUV-200S105ST

- Notes:** (1) Measured at full load and 220 Vac input.
 (2) A suffix -xxxx may be added to denote variations or modifications to the base product, where x can be any alphanumeric character or blank.
 (3) ★: Popular model.

Input Specifications

Parameter	Min.	Typ.	Max.	Notes
Input Voltage	90 V	-	305 V	
Input Frequency	47 Hz	-	63 Hz	
Leakage Current	-	-	0.75 mA	At 277Vac 50Hz input
Input AC Current	-	-	2.3 A	Measured at full load and 100 Vac input.
	-	-	1.1 A	Measured at full load and 220 Vac input.
Inrush Current	-	-	65 A	At 230Vac input 25°C Cold Start

Specifications are subject to changes without notice.

Output Specifications

Parameter	Min.	Typ.	Max.	Notes
Output Range				Measured at the end of output cable, including line, load and temperature regulations.
$V_o = 12\text{ V}$	11.40 V	12 V	12.60 V	
$V_o = 24\text{ V}$	22.80 V	24 V	25.20 V	
$V_o = 36\text{ V}$	34.20 V	36 V	37.80 V	
$V_o = 42\text{ V}$	39.90 V	42 V	44.10 V	
$V_o = 48\text{ V}$	45.60 V	48 V	50.40 V	
$V_o = 50\text{ V}$	47.50 V	50 V	52.50 V	
$V_o = 52\text{ V}$	49.40 V	52 V	54.60 V	
$V_o = 54\text{ V}$	51.30 V	54 V	56.70 V	
$V_o = 81\text{ V}$	76.95 V	81 V	85.05 V	
$V_o = 105\text{ V}$	99.75 V	105 V	110.25V	
Load Current				
$V_o = 12\text{ V}$	0 A	-	15.0 A	
$V_o = 24\text{ V}$	0 A	-	8.33 A	
$V_o = 36\text{ V}$	0 A	-	5.56 A	
$V_o = 42\text{ V}$	0 A	-	4.76 A	
$V_o = 48\text{ V}$	0 A	-	4.17 A	
$V_o = 50\text{ V}$	0 A	-	4.00 A	
$V_o = 52\text{ V}$	0 A	-	3.84 A	
$V_o = 54\text{ V}$	0 A	-	3.70 A	
$V_o = 81\text{ V}$	0 A	-	2.47 A	
$V_o = 105\text{ V}$	0 A	-	1.90 A	
Ripple and Noise (pk-pk)	-	-	2% V_o	Measured by 20 MHz bandwidth oscilloscope and the output paralleled a 0.1 uF ceramic capacitor and a 10 uF electrolytic capacitor.
Line Regulation	-	-	1%	
Load Regulation	-	-	2%	
Turn-on Delay Time	-	0.7 s	1.0 s	Measured at 110Vac input.
	-	0.3 s	0.5 s	Measured at 220Vac input.
Output Overshoot / Undershoot	-	-	10%	When power on or off.
Load Dynamic Response	Output Deviation	-	5% V_o	R/S: 1 A/uS Load: 25% ~ 75% full load.
	Settling Time	-	10 mS	

Note: All specifications are typical at 25 °C unless otherwise stated.

Protection Functions

Parameter	Min.	Typ.	Max.	Notes
Over Voltage Protection				Latch mode. The power supply shall return to normal operation only after the power is turn-on again.
$V_o = 12\text{ V}$	14 V	16 V	18 V	
$V_o = 24\text{ V}$	29 V	32 V	36 V	
$V_o = 36\text{ V}$	43 V	48 V	54 V	
$V_o = 42\text{ V}$	50 V	56 V	63 V	
$V_o = 48\text{ V}$	57 V	63 V	72 V	
$V_o = 50\text{ V}$	60 V	65 V	75 V	
$V_o = 52\text{ V}$	61 V	70 V	78 V	
$V_o = 54\text{ V}$	65 V	72 V	81 V	
$V_o = 81\text{ V}$	97 V	108 V	122 V	
$V_o = 105\text{ V}$	126 V	140 V	158 V	
Over Current Protection	120% I_o	130% I_o	170% I_o	Hiccup mode. The power supply shall be self-recovery when the fault condition is removed.

Specifications are subject to changes without notice.

Protection Functions (Continued)

Parameter	Min.	Typ.	Max.	Notes
Over Temperature Protection	-	120 °C	-	Maximum temperature of components inside the case.
Short Circuit Protection	No damage shall occur when any output operating in a short circuit condition. The power supply shall be self-recovery when the fault condition is removed.			

General Specifications

Parameter	Min.	Typ.	Max.	Notes
Efficiency V _O = 12 V V _O = 24 V V _O = 36 V V _O = 42 V V _O = 48 V V _O = 50 V V _O = 52 V V _O = 54 V V _O = 81 V V _O = 105 V	88.0% 89.0% 89.5% 89.5% 89.5% 89.5% 90.0% 90.0% 90.0% 90.0%	89.0% 90.0% 90.5% 90.5% 90.5% 90.5% 91.0% 91.0% 91.0% 91.0%	- - - - - - - - - -	Measured at full load, 110Vac input, 25°C ambient temperature, after the unit is thermally stabilized. It will be lower about 1%, if measured immediately after startup.
Efficiency V _O = 12 V V _O = 24 V V _O = 36 V V _O = 42 V V _O = 48 V V _O = 50 V V _O = 52 V V _O = 54 V V _O = 81 V V _O = 105 V	90.0% 91.0% 91.5% 91.5% 91.5% 91.5% 92.0% 92.0% 92.0% 92.0%	91.0% 92.0% 92.5% 92.5% 92.5% 92.5% 93.0% 93.0% 93.0% 93.0%	- - - - - - - - - -	Measured at full load, 220Vac input, 25°C ambient temperature, after the unit is thermally stabilized. It will be lower about 1%, if measured immediately after startup.
No Load Power Dissipation			2W	
MTBF	247,000 hours			For 54V output model, measured at 110Vac input, 80%Load and 25°C ambient temperature (MIL-HDBK-217F).
Life Time	55,000 hours			For 54V output model, measured at 220Vac input, 80%Load and 45°C ambient temperature
Dimensions Inches (L x W x H) Millimeters (L x W x H)	7.83 x 2.66 x 1.57 199 x 67.5 x 40			
Net Weight	-	1000 g	-	

Note: All specifications are typical at 25 °C unless otherwise stated.

Environmental Specifications

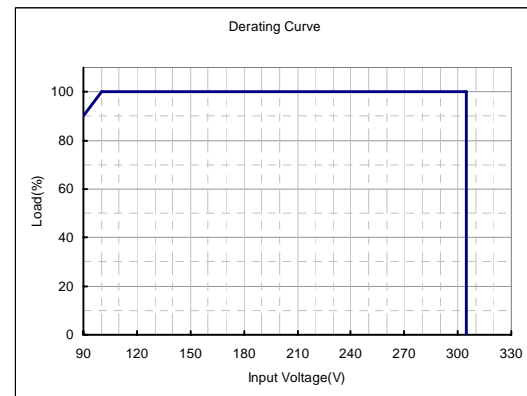
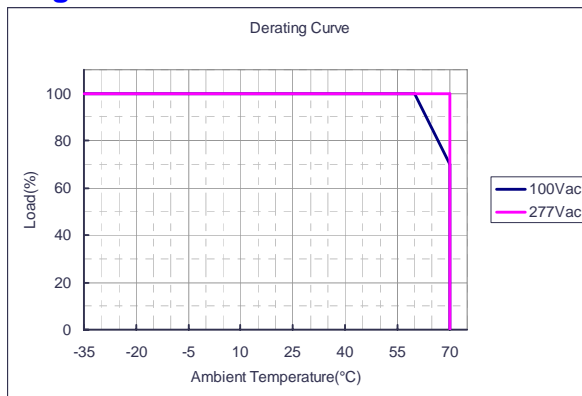
Parameter	Min.	Typ.	Max.	Notes
Operating Temperature	-35 °C	-	+70 °C	Humidity: 10% RH to 100% RH
Storage Temperature	-40 °C	-	+85 °C	Humidity: 5% RH to 100% RH

Specifications are subject to changes without notice.

Safety & EMC Compliance

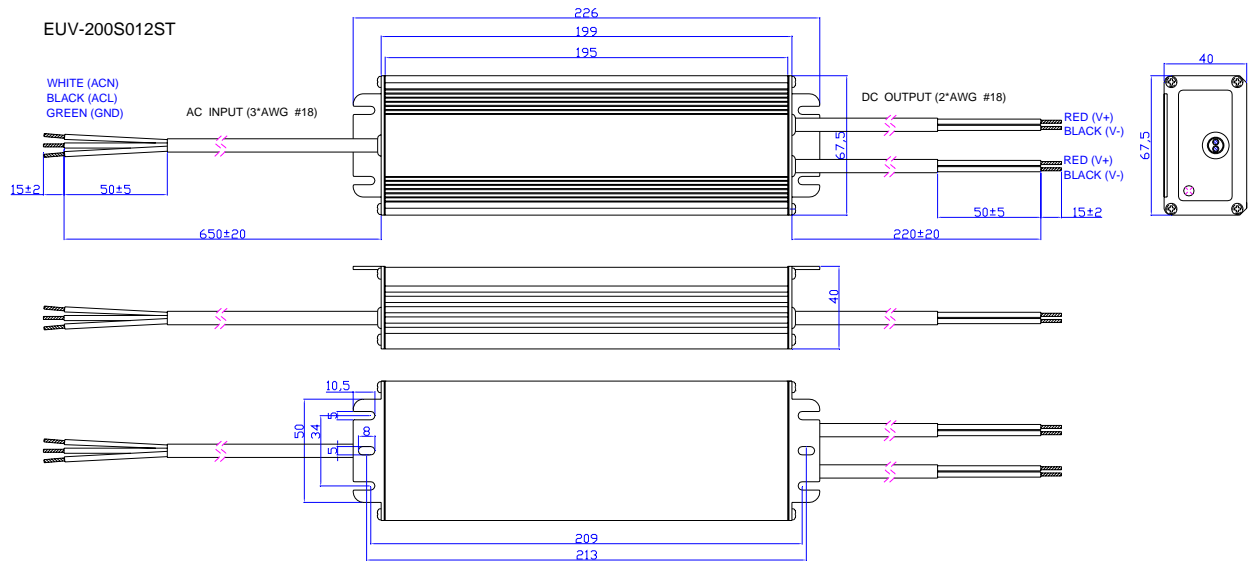
Safety Category	Standard
CUL	UL8750 Compliance to UL1012 UL935, CAN/CSA-C22.2 No. 0, CSA-C22.2 No. 107.1, CSA-C22.2 No. 250.0
CE	EN 61347-1, EN61347-2-13
EMI Standards	Notes
EN 55015	Conducted emission Test & Radiated emission Test with 6 dB margin
EMS Standards	Notes
EN 61000-3-2	Harmonic current emissions
EN 61000-3-3	Voltage fluctuations & flicker
EN 61000-4-2	Electrostatic Discharge (ESD): 8 kV air discharge, 4 kV contact discharge
EN 61000-4-3	Radio-Frequency Electromagnetic Field Susceptibility Test-RS
EN 61000-4-4	Electrical Fast Transient / Burst-EFT
EN 61000-4-5	Surge Immunity Test: AC Power Line: line to line 2 kV, line to earth 4 kV
EN 61000-4-6	Conducted Radio Frequency Disturbances Test-CS
EN 61000-4-8	Power Frequency Magnetic Field Test
EN 61000-4-11	Voltage Dips
EN 61547	Electromagnetic Immunity Requirements Applies To Lighting Equipment

Derating Curve

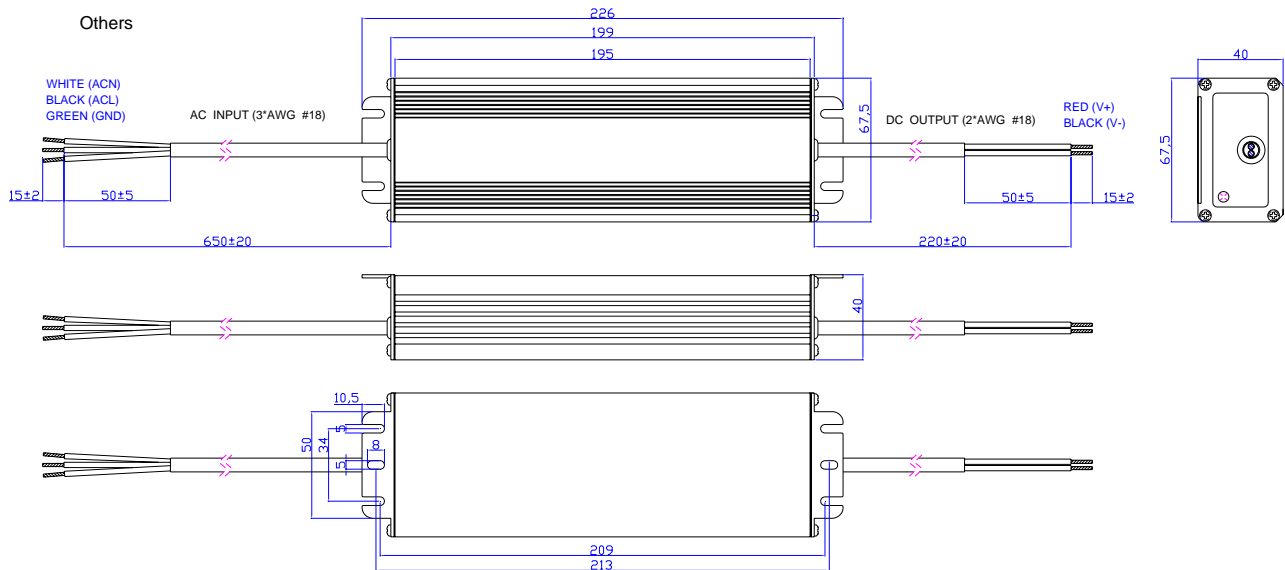


Specifications are subject to changes without notice.

Mechanical Outline



Note: The 2 DC output cables are connected in parallel internally because one AWG #18 wire can only carry 10A. Please connect the 2 red wires together and 2 black wires together in application, or ensure each cable carries same current.



RoHS Compliance

Our products comply with the European Directive 2002/95/EC, calling for the elimination of lead and other hazardous substances from electronic products.

Specifications are subject to changes without notice.

Revision History

Change Date	Rev.	Description of Change		
		Item	From	To
2009-09-02	V2.2	Change MTBF and Life Time		
2009-09-11	V2.3	Change Turn-on Delay Time		
2009-10-15	V2.4	Delete "UL1310 Class2" in Safety & EMC Compliance		
2009-11-10	V3.0	Change notes of efficiency.		
2009-11-13	V3.1	Add the Mechanical Outline of 12V.		
2009-12-03	A	Change the Max. output current/power and efficiency of 12V. Update the Ambient Temperature Derating Curve		
2009-12-16	B	Add note for mechanical outline.		
2010-05-31	C	Add star rank for recommended models	/	☆: Popular model.
		Add Leakage Current in Input Specifications	/	Max. 0.75 mA At 277Vac 50Hz input
		Standardize the tolerance in Mechanical Outline	/	/

Specifications are subject to changes without notice.