

Features

- High Efficiency (Up to 86%)
- Second Generation with Improved Performance
- Active Power Factor Correction (Typical 0.92)
- Constant Output Current
- Waterproof (IP66)
- Dimming Control
- All-Round Protection: OVP, SCP, OLP,OTP
- Comply With UL8750 & EN61347 Safety Regulations



Description

The EUC-026SxxxDS/PS series operate from a 90 ~ 305 Vac input range. These units will provide up to a 1750 mA of output current and a maximum output voltage of 75 V for 26 W maximum output power. They are designed to be highly efficient and highly reliable. Features include over voltage protection, short circuit protection and over load protection.

Models

Output Current	Input Voltage	Output Voltage Range	Max. Output Power	Typical Efficiency (1)	Power Factor		Model Number (2, 3)
					110Vac	220Vac	
350 mA	90 ~ 305 Vac	38-75 Vdc	26 W	86%	0.98	0.92	EUC-026S035PS/DS (4)
450 mA	90 ~ 305 Vac	29-58 Vdc	26 W	86%	0.98	0.92	EUC-026S045PS/DS (4)
700 mA	90 ~ 305 Vac	19-37 Vdc	26 W	85%	0.98	0.92	EUC-026S070PS/DS (5)
1050 mA	90 ~ 305 Vac	13-25 Vdc	26 W	84%	0.98	0.92	EUC-026S105PS/DS (5)
1400 mA	90 ~ 305 Vac	10-19 Vdc	26 W	83%	0.98	0.92	EUC-026S140PS/DS (5)
1750 mA	90 ~ 305 Vac	8-15 Vdc	26 W	83%	0.98	0.92	EUC-026S175PS/DS (5)

- Notes:**
- (1) Measured at full load and 220 Vac input.
 - (2) The DS suffix may be changed to PS to omit the dimming function and remove the three wires associated with that function.
 - (3) A suffix -xxxx may be added to denote variations or modifications to the base product, where x can be any alphanumeric character or blank.
 - (4) Non-Class 2 output (USR & CNR).
 - (5) Class 2 output (USR & CNR).

Input Specifications

Parameter	Min.	Typ.	Max.	Notes
Input Voltage	90 V	-	305 V	
Input Frequency	47Hz	-	63 Hz	
Leakage Current	-	-	0.75 mA	At 277Vac 50Hz input
Input AC Current	-	-	0.4 A	Measured at full load and 100 Vac input.
	-	-	0.2 A	Measured at full load and 220 Vac input.
Inrush Current	-	-	60 A	At 230Vac input 25°C Cold Start. Duration=100µs

Specifications are subject to changes without notice.

Output Specifications

Parameter	Min.	Typ.	Max.	Notes
Output Current Tolerance	-5%	-	5%	
No Load Output Voltage				
$I_o = 350 \text{ mA}$	-	-	85 V	
$I_o = 450 \text{ mA}$	-	-	66 V	
$I_o = 700 \text{ mA}$	-	-	42 V	
$I_o = 1050 \text{ mA}$	-	-	32 V	
$I_o = 1400 \text{ mA}$	-	-	26 V	
$I_o = 1750 \text{ mA}$	-	-	22 V	
Over Current Ripple	-	-	50% I_o	
Overshoot/Output Current	-	-	10% I_o	
Line Regulation	-	-	1%	
Load Regulation	-	-	3%	
Turn-on Delay Time	-	0.6 s	1.0 s	Measured at 110Vac input.
	-	0.3 s	0.5 s	Measured at 220Vac input.

Note: All specifications are typical at 25 °C unless otherwise stated.

Protection Functions

Parameter	Min.	Typ.	Max.	Notes
Short Circuit Protection				No damage shall occur when any output operating in a short circuit condition. The power supply shall be self-recovery when the fault condition is removed.
Over Temperature Protection				Hiccup mode. When the case temperature is higher than $110 \pm 15^\circ\text{C}$, the power supply will turn off automatically; when the case temperature is lower than $110 \pm 15^\circ\text{C}$, the power supply will start again.

General Specifications

Parameter	Min.	Typ.	Max.	Notes
Efficiency				
$I_o = 350 \text{ mA}$	84%	85%	-	Measured at full load and 110 Vac input.
$I_o = 450 \text{ mA}$	84%	85%	-	
$I_o = 700 \text{ mA}$	83%	84%	-	
$I_o = 1050 \text{ mA}$	82%	83%	-	
$I_o = 1400 \text{ mA}$	81%	82%	-	
$I_o = 1750 \text{ mA}$	81%	82%	-	
Efficiency				
$I_o = 350 \text{ mA}$	85%	86%	-	Measured at full load and 220 Vac input.
$I_o = 450 \text{ mA}$	85%	86%	-	
$I_o = 700 \text{ mA}$	84%	85%	-	
$I_o = 1050 \text{ mA}$	83%	84%	-	
$I_o = 1400 \text{ mA}$	82%	83%	-	
$I_o = 1750 \text{ mA}$	82%	83%	-	
No Load Power Dissipation			5 W	

Specifications are subject to changes without notice.

General Specifications (Continued)

Parameter	Min.	Typ.	Max.	Notes
MTBF	130,000 Hours			For 1750 mA output model, measured at 110Vac input, 80%Load and 25°C ambient temperature (MIL-HDBK-217F).
Life Time	70,000 Hours			Case Temperature=70°C
Dimensions Inches (L × W × H) Millimeters (L × W × H)	3.07 × 3.15 × 1.06 78 × 80 × 27			
Net Weight	-	200 g	-	

Note: All specifications are typical at 25 °C unless otherwise stated.

Environmental Specifications

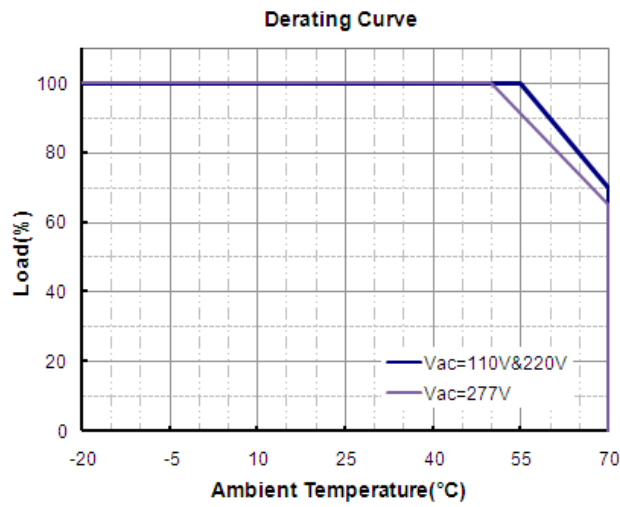
Parameter	Min.	Typ.	Max.	Notes
Operating Temperature	-20 °C	-	+70 °C	Humidity: 10% RH to 100% RH Derating: 1.5% per °C from 50°C to 70°C
Storage Temperature	-40 °C	-	+85 °C	Humidity: 5% RH to 100% RH

Safety & EMC Compliance

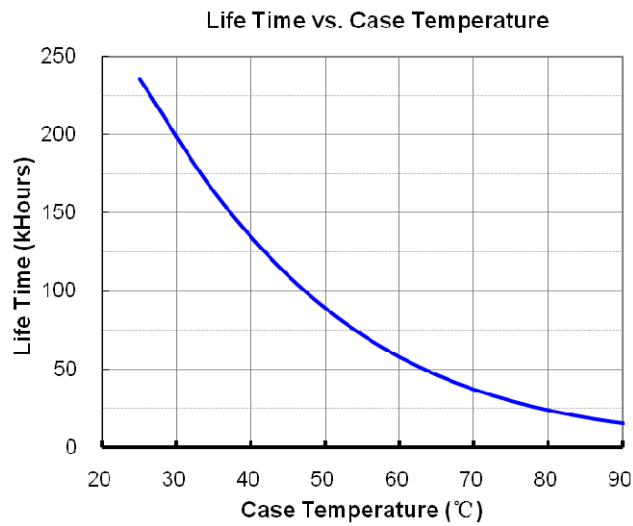
Safety Category	Standard
CUL	UL8750, UL935, UL1012, UL1310 Class 2, CSA-C22.2 No. 107.1, CSA C22.2 NO. 223-M91 Class 2
CE	EN 61347-1, EN61347-2-13
EMI Standards	Notes
EN 55015	Conducted emission Test & Radiated emission Test with 6 dB margin
EMS Standards	Notes
EN 61000-3-2	Harmonic Current Emissions
EN 61000-3-3	Voltage Fluctuations & Flicker
EN 61000-4-2	Electrostatic Discharge (ESD): 8 kV air discharge, 4 kV contact discharge
EN 61000-4-3	Radio-Frequency Electromagnetic Field Susceptibility Test-RS
EN 61000-4-4	Electrical Fast Transient / Burst-EFT : level 3, criteria A
EN 61000-4-5	Surge Immunity Test: AC Power Line: line to line 2 kV
EN 61000-4-6	Conducted Radio Frequency Disturbances Test-CS
EN 61000-4-8	Power Frequency Magnetic Field Test
EN 61000-4-11	Voltage Dips
EN 61547	Electromagnetic Immunity Requirements Applies To Lighting Equipment

Specifications are subject to changes without notice.

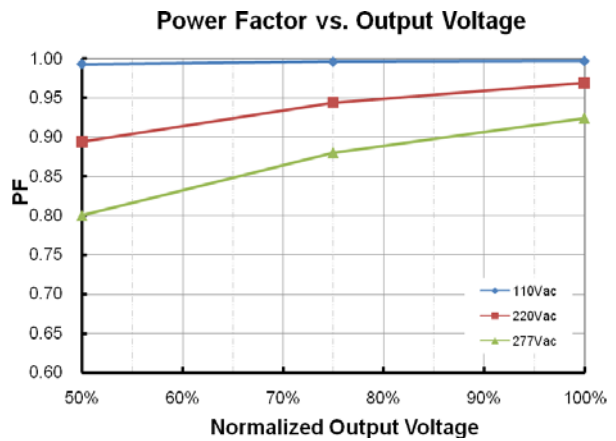
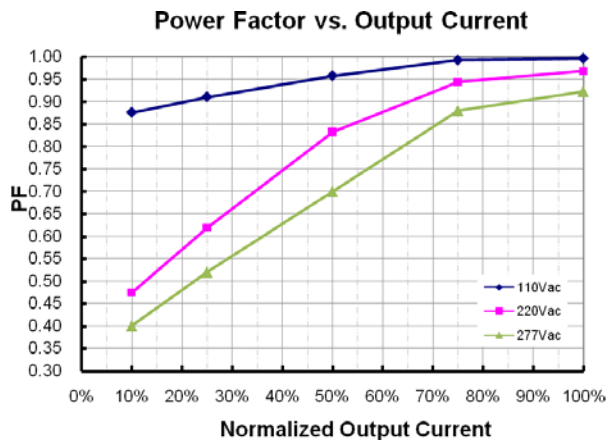
Derating Curve



Life Time

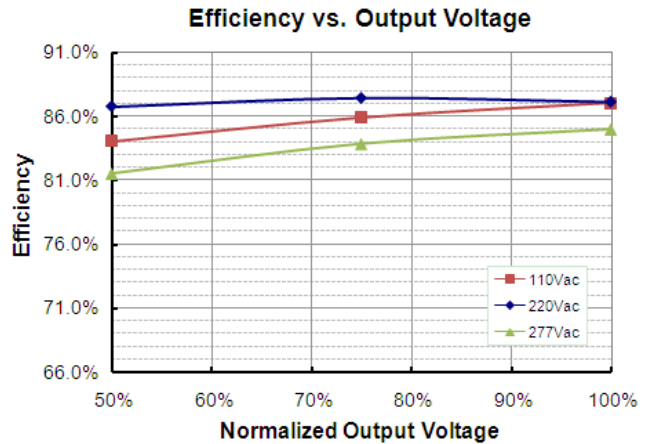
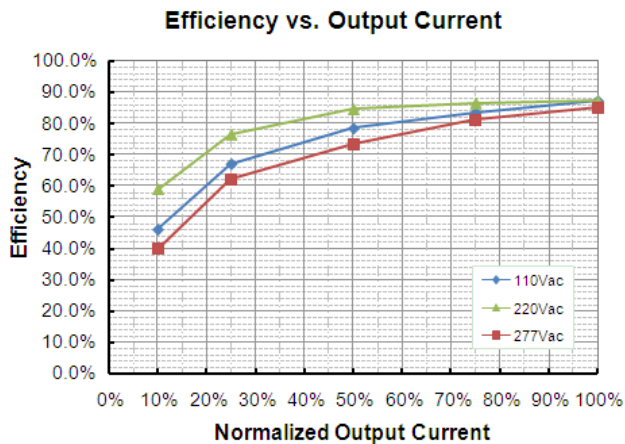


Power Factor Characteristics



Specifications are subject to changes without notice.

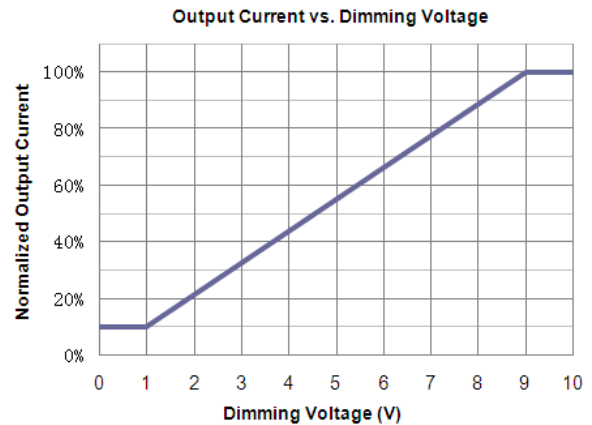
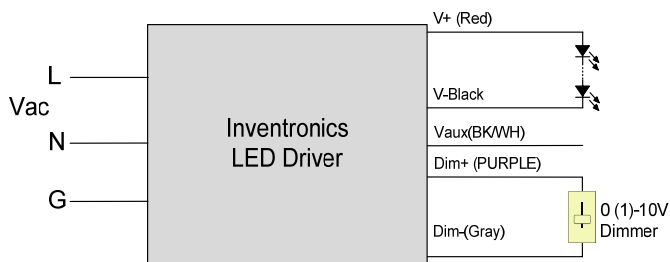
Efficiency vs. Load (350mA Model)



Dimming Control (On secondary side)

Parameter	Min.	Typ.	Max.	Notes
12V Output Voltage	10.8 V	12 V	13.2 V	
12V Output Source Current	0 mA	-	20 mA	
Absolute Maximum Voltage on the 0~10V Input Pin	-2 V	-	15 V	
Source Current on 0~10V Input Pin	0 uA	-	200 uA	

The dimmer control may be operated from either a dimmer or from an input signal of 0 – 10 Vdc. The recommended implementation is provided below.

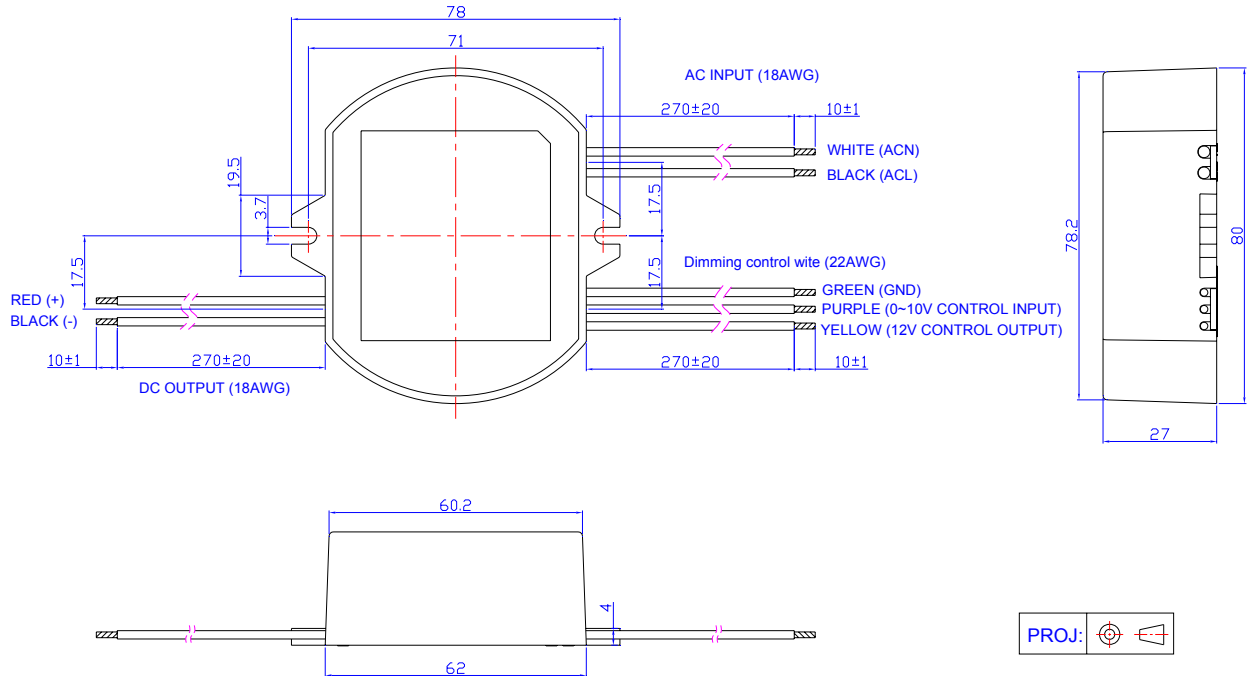


Notes:

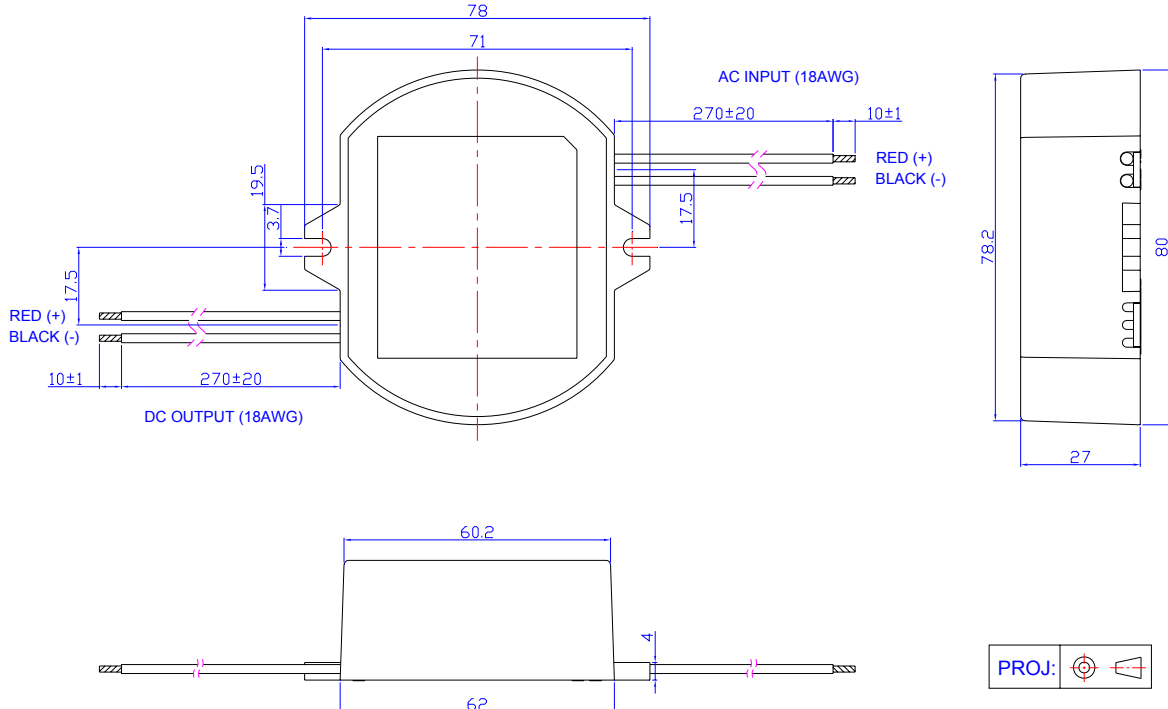
Do not connect the GND of dimming to the output; otherwise, the LED driver can not work normally.

Mechanical Outline

EUC-026SxxxDS



EUC-026SxxxPS



RoHS Compliance

Our products comply with the European Directive 2002/95/EC, calling for the elimination of lead and other hazardous substances from electronic products.

Specifications are subject to changes without notice.

Revision History

Change Date	Rev.	Description of Change		
		Item	From	To
2010-04-07	V1.0	First Release	/	/
2010-10-20	V2.0	Update the part of dimming control	/	/
2011-7-20	V4.0	Power Factor	0.99;0.95	0.98;0.92
		Input AC Current	0.32A;0.15A	0.4A;0.2A
		MTBF	/	130,000 Hours
		Life Time	/	70,000 Hours
		Life Time Curve; PF Curve; Efficiency Curve;	/	Added
		Derating Curve	/	Add 277V,220V Curve
2011-7-28	V4.1	Power Factor:110 Vac	0.99	0.98
2011-11-14	V4.2	Mechanical outline---center to center distance and slot Width	70MM & 4MM	71MM & 3.7MM
2011-12-2	V4.3	OTP	/	Added