

# RMR

## 105°C SUBMINIATURE RADIAL LEAD ALUMINUM ELECTROLYTIC CAPACITORS

### SPECIFICATIONS

**Capacitance Range:**

0.47 Mfd. to 10,000 Mfd.

**Voltage Range:**

6.3 WVDC to 450 WVDC

**Capacitance Tolerance:**

± 20% (M) Standard  
± 10% (K) Optional

**Leakage Current:**

≤ 0.002 CV or 2μA min. (≤ 100 WVDC)  
≤ 0.002 CV + 10μA min. (≥ 160 WVDC)

**Operating Temperature:**

-40°C to +105°C

**Storage Temperature:**


-55°C to +105°C

**Solvent Tolerant Seal:**

Standard (≤ 250 WVDC)

### SPECIAL ORDER OPTIONS

- Epoxy End Seal
- Tape & Reel
- Tape—Ammo (flat) pack
- Polyester Sleeve
- Cut Leads
- Special Tolerances: ± 10% (K)



### APPLICATIONS

**ic** type RMR provides the highest capacitance volume density available in a quality, top performance radial lead aluminum electrolytic. Featuring a +105°C electrolyte and high gain etched foil, type RMR provides the designer with excellent specifications that offer substantial reserves for long life designs. When derated below +105°C, operating life may surpass most components in the circuit. Small size, low leakage, and high temperature stability make RMR the cost effective choice for top quality designs and replacements.



**ILLINOIS CAPACITOR, INC.**

3757 W. Touhy Ave., Lincolnwood, Illinois 60645 • (708) 675-1760 • Telex 72-4361 • Fax (708) 673-2850

THE SOURCE FOR QUALITY, PERFORMANCE AND DELIVERY.



# RMR

## 105°C Subminiature Radial Aluminum Electrolytic PHYSICAL DIMENSIONS

### PHYSICAL DIMENSIONS: DIAMETER (D) x LENGTH (L) (inches/mm)

WV(SV) MFD.	6.3 (8)	10 (13)	16 (20)	25 (32)	35 (44)	50 (63)	63 (79)	80 (100)	100 (125)	160 (200)	250 (300)	350 (400)	450 (500)
0.47						.197 x .433 5.0 x 11.0							
1.0						.197 x .433 5.0 x 11.0			.197 x .433 5.0 x 11.0			.394 x .512 10.0 x 13.0	.394 x .630 10.0 x 16.0
1.5						.197 x .433 5.0 x 11.0							
2.2						.197 x .433 5.0 x 11.0			.197 x .433 5.0 x 11.0		.315 x .551 8.0 x 14.0	.394 x .630 10.0 x 16.0	.394 x .787 10.0 x 20.0
3.3						.197 x .433 5.0 x 11.0			.197 x .433 5.0 x 11.0		.315 x .551 8.0 x 14.0	.394 x .630 10.0 x 16.0	.512 x .787 13.0 x 20.0
4.7						.197 x .433 5.0 x 11.0	.197 x .433 5.0 x 11.0		.248 x .433 6.3 x 11.0	.315 x .551 8.0 x 14.0	.394 x .630 10.0 x 16.0	.394 x .787 10.0 x 20.0	.512 x .984 13.0 x 25.0
6.8						.197 x .433 5.0 x 11.0							
10						.197 x .433 5.0 x 11.0	.248 x .433 6.3 x 11.0		.315 x .453 8.0 x 11.5	.394 x .630 10.0 x 16.0	.492 x .787 12.5 x 20.0	.512 x .984 13.0 x 25.0	.630 x .984 16.0 x 25.0
15					.197 x .433 5.0 x 11.0	.248 x .433 6.3 x 11.0			.315 x .453 8.0 x 11.5	.354 x .787 10.0 x 20.0	.492 x .787 12.5 x 20.0		
22			.197 x .433 5.0 x 11.0	.248 x .433 6.3 x 11.0	.248 x .433 6.3 x 11.0	.315 x .453 8.0 x 11.5			.394 x .492 10.0 x 12.5	.492 x .787 12.5 x 20.0	.492 x .984 12.5 x 25.0	.630 x 1.240 16.0 x 31.5	.709 x 1.398 18.0 x 35.5
33		.197 x .433 5.0 x 11.0		.248 x .433 6.3 x 11.0	.315 x .453 8.0 x 11.5	.315 x .453 8.0 x 11.5	.394 x .630 10.0 x 16.0	.394 x .630 10.0 x 16.0	.394 x .630 10.0 x 16.0	.492 x .984 12.5 x 25.0	.630 x .984 16.0 x 25.0	.630 x .984 16.0 x 25.0	.709 x 1.398 18.0 x 35.5
47	.197 x .433 5.0 x 11.0		.248 x .433 6.3 x 11.0		.315 x .435 8.0 x 11.5	.394 x .492 10.0 x 12.5	.394 x .630 10.0 x 16.0	.394 x .787 10.0 x 20.0	.630 x .984 16.0 x 25.0	.630 x .984 16.0 x 25.0	.709 x 1.575 18.0 x 40.0		
68		.248 x .433 6.3 x 11.0		.315 x .453 8.0 x 11.5	.394 x .492 10.0 x 12.5	.394 x .630 10.0 x 16.0	.394 x .787 10.0 x 20.0	.394 x .787 10.0 x 20.0	.630 x 1.240 16.0 x 31.5	.630 x 1.398 16.0 x 35.5			
100	.248 x .433 6.3 x 11.0		.315 x .453 8.0 x 11.5	.394 x .492 10.0 x 12.5	.394 x .630 10.0 x 16.0	.394 x .787 10.0 x 20.0	.492 x .787 12.5 x 20.0	.492 x .787 12.5 x 20.0	.630 x 1.398 16.0 x 35.5	.709 x 1.575 18.0 x 40.0			
150		.315 x .453 8.0 x 11.5	.394 x .492 10.0 x 12.5	.394 x .630 10.0 x 16.0	.394 x .787 10.0 x 20.0	.492 x .787 12.5 x 20.0	.492 x .787 12.5 x 20.0	.492 x .787 12.5 x 20.0					
220	.315 x .453 8.0 x 11.5	.394 x .492 10.0 x 12.5	.394 x .630 10.0 x 16.0	.394 x .787 10.0 x 20.0	.492 x .787 12.5 x 20.0	.492 x .787 12.5 x 20.0	.512 x .984 13.0 x 25.0	.630 x .984 16.0 x 25.0					
330	.394 x .492 10.0 x 12.5	.394 x .630 10.0 x 16.0	.394 x .787 10.0 x 20.0		.492 x .787 12.5 x 20.0	.492 x .984 12.5 x 25.0	.630 x 1.240 16.0 x 31.5	.630 x 1.240 16.0 x 31.5					
470	.394 x .492 10.0 x 12.5	.394 x .630 10.0 x 16.0	.394 x .787 10.0 x 20.0	.492 x .787 12.5 x 20.0	.492 x .984 12.5 x 25.0	.630 x .984 16.0 x 25.0	.630 x .984 16.0 x 25.0	.630 x .984 16.0 x 25.0	.709 x 1.398 18.0 x 35.5				
680	.394 x .630 10.0 x 16.0	.394 x .787 10.0 x 20.0	.492 x .787 12.5 x 20.0	.492 x .984 12.5 x 25.0	.630 x .984 16.0 x 25.0	.630 x .984 16.0 x 25.0	.630 x 1.240 16.0 x 31.5	.709 x 1.398 18.0 x 35.5					
1,000	.394 x .787 10.0 x 20.0	.492 x .787 12.5 x 20.0	.492 x .984 12.5 x 25.0	.630 x .984 16.0 x 25.0	.630 x .984 16.0 x 25.0	.630 x 1.240 16.0 x 31.5	.709 x 1.398 18.0 x 35.5						
1,500		.492 x .984 12.5 x 25.0	.630 x .984 16.0 x 25.0	.630 x 1.240 16.0 x 31.5	.630 x 1.398 16.0 x 35.5	.709 x 1.575 18.0 x 40.0							
2,200	.492 x .984 12.5 x 25.0		.630 x .984 16.0 x 25.0	.630 x 1.398 16.0 x 35.5	.709 x 1.398 18.0 x 35.5								
3,300	.630 x .984 16.0 x 25.0	.630 x 1.240 16.0 x 31.5	.630 x 1.398 16.0 x 35.5	.630 x 1.24 16.0 x 31.5									
4,700	.630 x 1.240 16.0 x 31.5	.630 x 1.398 16.0 x 35.5	.709 x 1.398 18.0 x 35.5										
6,800	.630 x 1.398 16.0 x 35.5	.709 x 1.575 18.0 x 40.0											
10,000	.709 x 1.575 18.0 x 40.0												

NOTE: WV: Maximum rated DC working voltage @ +105°C. SV: Maximum rated DC surge voltage at +105°C.



**ILLINOIS CAPACITOR, INC.**

3757 W. Touhy Ave., Lincolnwood, Illinois 60645 • (708) 675-1760 • Telex 72-4361 • Fax (708) 673-2850

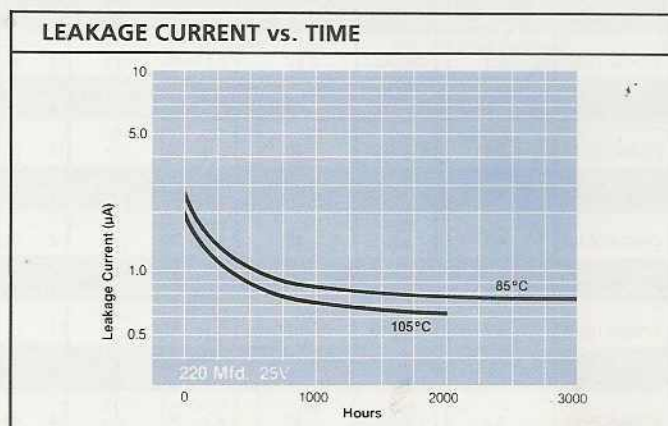
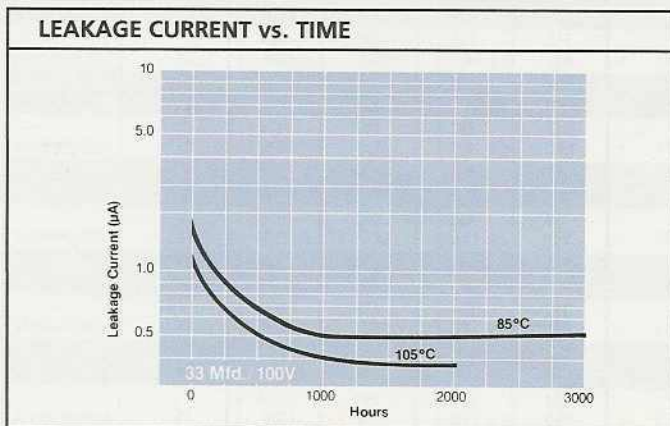
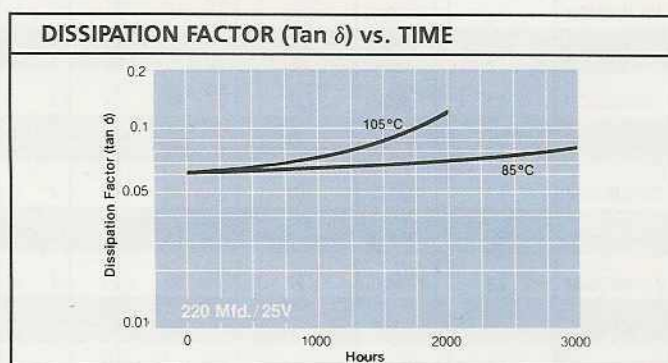
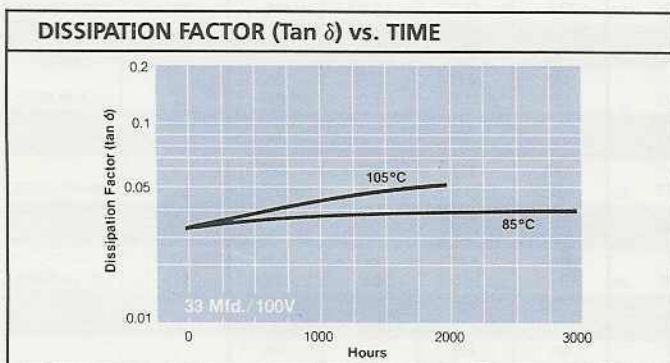
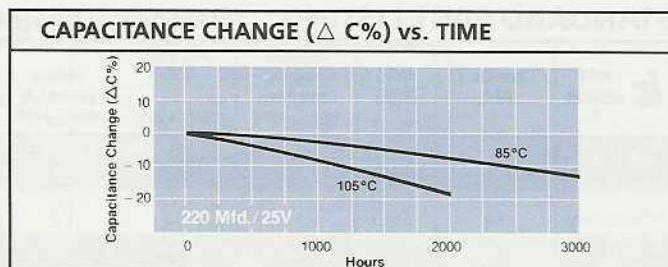
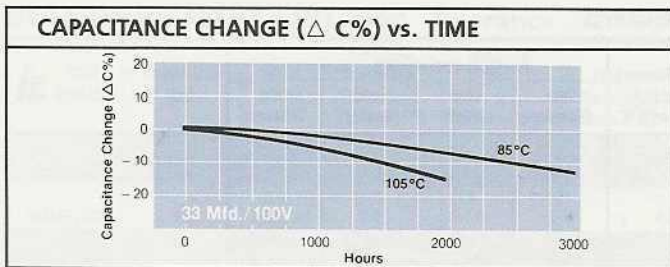
THE SOURCE FOR QUALITY, PERFORMANCE AND DELIVERY.



# RMR

## 105°C Subminiature Radial Aluminum Electrolytic

### ENDURANCE TEST DATA



Note: These graphs reflect typical measurements.

#### ENDURANCE TEST

2,000 hours, dry circulating air,  
@ +105°C @ rated voltage

#### Capacitance Change:

$\Delta C \leq 16$  WVDC,  $\Delta C \leq 30\%$  initial readings  
 $\Delta C \geq 25$  WVDC,  $\Delta C \leq 25\%$  initial readings

#### Dissipation Factor:

DF  $\leq 200\%$  +25°C Specification

#### Leakage Current:

$\leq +25^\circ C$  Max. allowable values

#### SHELF LIFE TEST

1,000 hours, +105°C, no applied voltage

#### Capacitance:

$\Delta C \leq$  within +25°C specification

#### Dissipation Factor:

DF  $\leq 250\%$  +25°C Specification

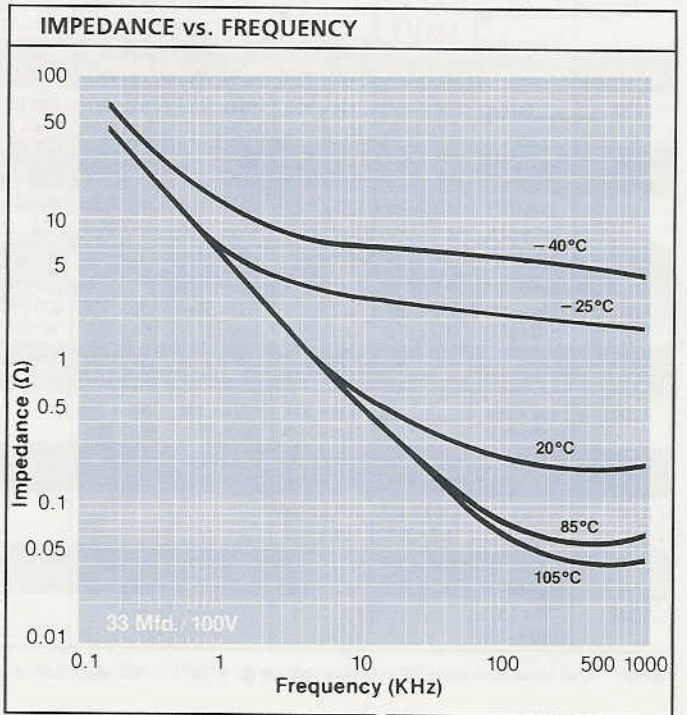
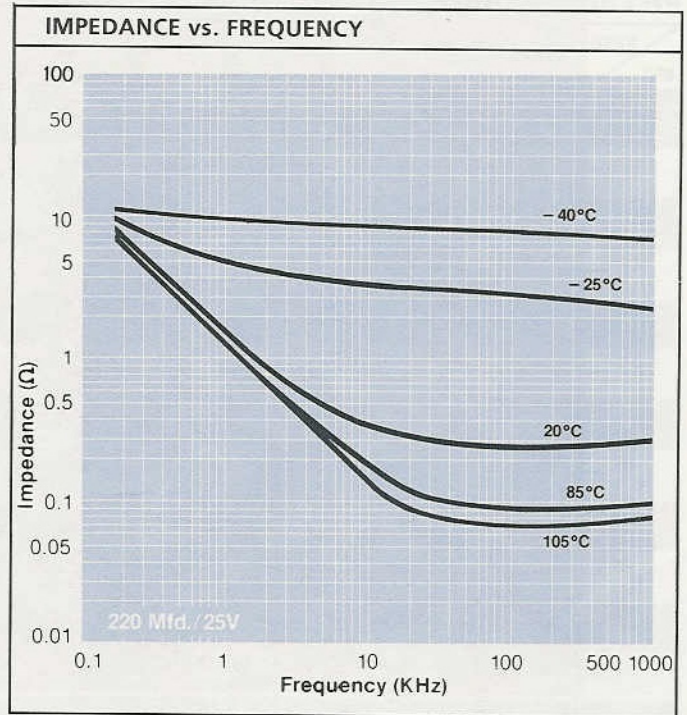
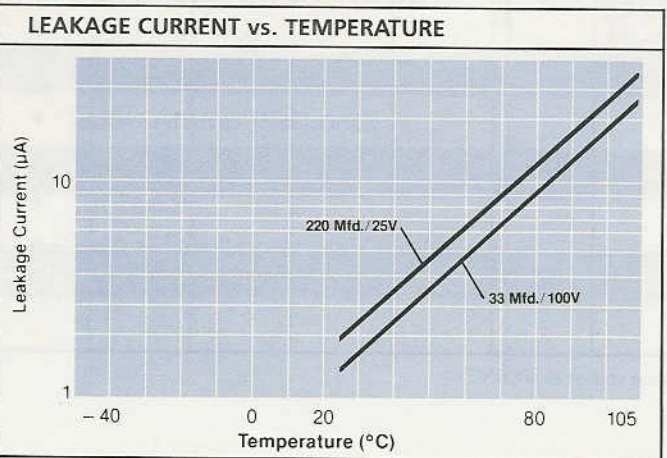
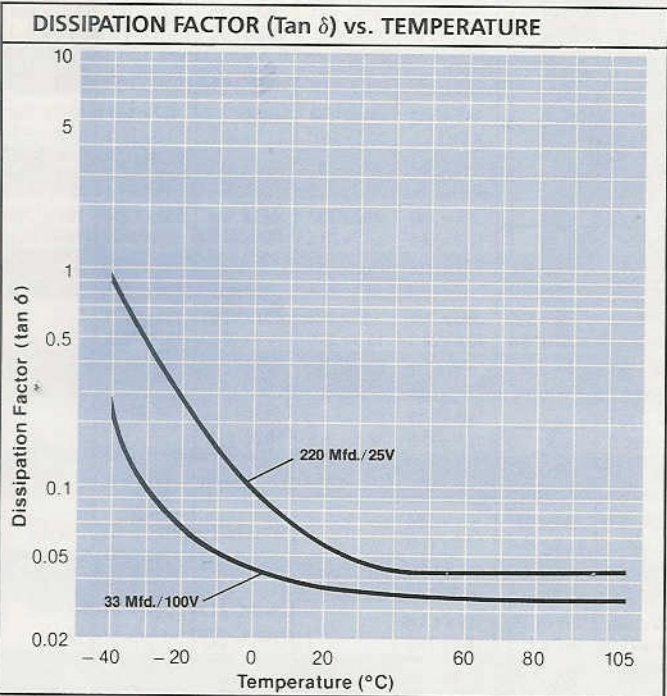
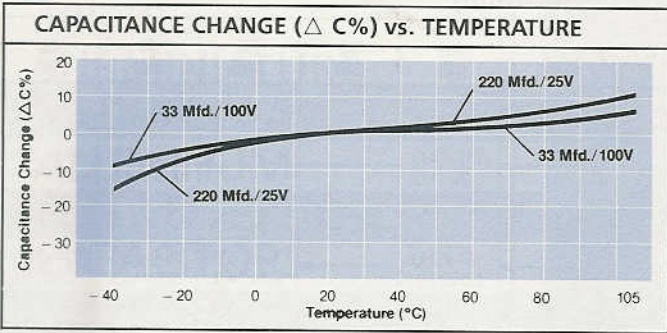
#### Leakage Current:

$\leq 300\%$  +25°C Specification



# RMR

## 105°C Subminiature Radial Aluminum Electrolytic ENVIRONMENTAL PERFORMANCE



IMPEDANCE RATIO (Maximum) @ 120 Hz							
Temperature Ratio	Rated WVDC						
	6.3	10	16-25	35	50-100	160-250	350-450
-25°C/+25°C	4	3	2	2	2	2	3
-40°C/+25°C	8	6	4	4	3	3	—

Rated WVDC	CAPACITANCE CHANGE vs. TEMPERATURE	
	-25°C	-40°C
6.3-100	≤ 25%	≤ 40%
160-250	≤ 30%	—
350-450	≤ 40%	—



# RMR 105°C Subminiature Radial Aluminum Electrolytic

## STANDARD PART LISTING

### STANDARD PART LISTING: Tolerance $\pm 20\%$ (M) Standard

iC PART NUMBER	Capacitance MFD.	VVDC (SVDC)	Maximum Dissipation Factor (tan $\delta$ ) 120Hz, +25°C	Maximum ESR $\Omega$ 120Hz, +25°C	Leakage Current ( $\mu$ A) @ 5min, +25°C	RMS Ripple Current (mA) 120Hz, +105°C	PHYSICAL DIMENSIONS in/mm			
							Case Diameter	Case Length	Lead Spacing	Lead Thickness
474RMR050M	0.47	50(63)	.10	282	2	9	.197 5.0	.433 11.0	.079 2.0	.020 0.5
105RMR050M	1.0	50(63)	.10	132	2	15	.197 5.0	.433 11.0	.079 2.0	.020 0.5
105RMR100M	1.0	100(125)	.08	106	2	17	.197 5.0	.433 11.0	.079 2.0	.020 0.5
105RMR350M	1.0	350(400)	.20	264	12	25	.394 10.0	.512 13.0	.197 5.0	.024 0.6
105RMR450M	1.0	450(500)	.20	264	12	30	.394 10.0	.630 16.0	.197 5.0	.024 0.6
155RMR050M	1.5	50(63)	.10	88	2	18	.197 5.0	.433 11.0	.079 2.0	.020 0.5
225RMR050M	2.2	50(63)	.10	60	2	21	.197 5.0	.433 11.0	.079 2.0	.020 0.5
225RMR100M	2.2	100(125)	.08	48	2	27	.197 5.0	.433 11.0	.079 2.0	.020 0.5
225RMR250M	2.2	250(300)	.12	72	12	32	.315 8.0	.551 14.0	.138 3.5	.024 .06
225RMR350M	2.2	350(400)	.20	120	12	40	.394 10.0	.630 16.0	.197 5.0	.024 .06
225RMR450M	2.2	450(500)	.20	120	12	50	.394 10.0	.787 20.0	.197 5.0	.024 .06
335RMR050M	3.3	50(63)	.10	40	2	30	.197 5.0	.433 11.0	.079 2.0	.020 0.5
335RMR100M	3.3	100(125)	.08	32	2	44	.197 5.0	.433 11.0	.079 2.0	.020 0.5
335RMR250M	3.3	250(300)	.12	48	12	47	.315 8.0	.551 14.0	.138 3.5	.024 .06
335RMR350M	3.3	350(400)	.20	80	13	60	.394 10.0	.630 16.0	.197 5.0	.024 .06
335RMR450M	3.3	450(500)	.20	80	13	76	.512 13.0	.787 20.0	.197 5.0	.024 .06
475RMR050M	4.7	50(63)	.10	28	2	35	.197 5.0	.433 11.0	.079 2.0	.020 0.5
475RMR063M	4.7	63(79)	.10	28	2	35	.197 5.0	.433 11.0	.079 2.0	.020 0.5
475RMR100M	4.7	100(125)	.08	22	2	50	.248 6.3	.433 11.0	.098 2.5	.024 .06
475RMR160M	4.7	160(200)	.12	34	12	55	.315 8.0	.551 14.0	.138 3.5	.024 .06
475RMR250M	4.7	250(300)	.12	34	13	55	.394 10.0	.630 16.0	.197 5.0	.024 .06
475RMR350M	4.7	350(400)	.20	56	14	75	.394 10.0	.787 20.0	.197 5.0	.024 .06
475RMR450M	4.7	450(500)	.20	56	15	96	.512 13.0	.984 25.0	.197 5.0	.024 .06
685RMR050M	6.8	50(63)	.10	19	2	48	.197 5.0	.433 11.0	.079 2.0	.020 0.5
106RMR050M	10	50(63)	.10	13	2	61	.197 5.0	.433 11.0	.079 2.0	.020 0.5
106RMR063M	10	63(79)	.10	13	2	60	.248 6.3	.433 11.0	.098 2.5	.024 .06
106RMR100M	10	100(125)	.08	11	2	100	.315 8.0	.453 11.5	.138 3.5	.024 .06
106RMR160M	10	160(200)	.12	16	14	89	.394 10.0	.630 16.0	.197 5.0	.024 .06
106RMR250M	10	250(300)	.12	16	15	100	.492 12.5	.787 20.0	.197 5.0	.024 .06
106RMR350M	10	350(400)	.20	26	17	130	.512 13.0	.984 25.0	.197 5.0	.024 .06
106RMR450M	10	450(500)	.20	26	19	180	.630 16.0	.984 25.0	.295 7.5	.032 .08
156RMR035M	15	35(44)	.12	11	2	83	.197 5.0	.433 11.0	.079 2.0	.020 0.5
156RMR050M	15	50(63)	.10	8.8	2	86	.248 6.3	.433 11.0	.098 2.5	.024 .06
156RMR100M	15	100(125)	.08	7.1	3	135	.315 8.0	.453 11.5	.138 3.5	.024 .06



# RMR 105°C Subminiature Radial Aluminum Electrolytic

## STANDARD PART LISTING

### STANDARD PART LISTING: Tolerance $\pm 20\%(M)$ Standard (Continued)

ic PART NUMBER	Capacitance MFD.	VVDC (SVDC)	Maximum Dissipation Factor (tan $\delta$ ) 120Hz, +25°C	Maximum ESR $\Omega$ 120Hz, +25°C	Leakage Current ( $\mu$ A) @ 5min, +25°C	RMS Ripple Current (mA) 120Hz, +105°C	PHYSICAL DIMENSIONS in/mm			
							Case Diameter	Case Length	Lead Spacing	Lead Thickness
156RMR160M	15	160(200)	.12	11	15	132	.394 10.0	.787 20.0	.197 5.0	.024 0.6
156RMR250M	15	250(300)	.12	11	18	145	.492 12.5	.787 20.0	.197 5.0	.024 0.6
226RMR025M	22	25(32)	.15	9.1	2	80	.197 5.0	.433 11.0	.079 2.0	.020 0.5
226RMR035M	22	35(44)	.12	7.2	2	105	.248 6.3	.433 11.0	.098 2.5	.024 0.6
226RMR050M	22	50(63)	.10	6.0	3	110	.248 6.3	.433 11.0	.098 2.5	.024 0.6
226RMR063M	22	63(79)	.10	6.0	3	120	.315 8.0	.453 11.5	.138 3.5	.024 0.6
226RMR100M	22	100(125)	.08	4.8	5	170	.394 10.0	.492 12.5	.197 5.0	.024 0.6
226RMR160M	22	160(200)	.12	7.2	18	175	.492 12.5	.787 20.0	.197 5.0	.024 0.6
226RMR250M	22	250(300)	.12	7.2	21	180	.492 12.5	.984 25.0	.197 5.0	.024 0.6
226RMR350M	22	350(400)	.20	12	26	230	.630 16.0	1.240 31.5	.295 7.5	.032 0.8
226RMR450M	22	450(500)	.20	12	30	294	.709 18.0	1.398 35.5	.295 7.5	.032 0.8
336RMR016M	33	16(20)	.17	6.8	2	100	.197 5.0	.433 11.0	.079 2.0	.020 0.5
336RMR035M	33	35(44)	.12	4.8	3	140	.248 6.3	.433 11.0	.098 2.5	.024 0.6
336RMR050M	33	50(63)	.10	4.0	4	150	.315 8.0	.453 11.5	.138 3.5	.024 0.6
336RMR063M	33	63(79)	.10	4.0	5	155	.315 8.0	.453 11.5	.138 3.5	.024 0.6
336RMR080M	33	80(100)	.10	4.0	6	160	.394 10.0	.630 16.0	.197 5.0	.024 0.6
336RMR100M	33	100(125)	.08	3.2	7	210	.394 10.0	.630 16.0	.197 5.0	.024 0.6
336RMR160M	33	160(200)	.12	4.8	21	220	.492 12.5	.984 25.0	.197 5.0	.024 0.6
336RMR250M	33	250(300)	.12	4.8	27	235	.630 16.0	.984 25.0	.295 7.5	.032 0.8
336RMR350M	33	350(400)	.20	8.0	34	310	.630 16.0	1.398 35.5	.295 7.5	.032 0.8
476RMR010M	47	10(13)	.20	5.6	2	83	.197 5.0	.433 11.0	.079 2.0	.020 0.5
476RMR025M	47	25(32)	.15	4.2	3	140	.248 6.3	.433 11.0	.098 2.5	.024 0.6
476RMR050M	47	50(63)	.10	2.8	5	190	.315 8.0	.453 11.5	.138 3.5	.024 0.6
476RMR063M	47	63(79)	.10	2.8	6	210	.394 10.0	.492 12.5	.197 5.0	.024 0.6
476RMR080M	47	80(100)	.10	2.3	8	220	.394 10.0	.630 16.0	.197 5.0	.024 0.6
476RMR100M	47	100(125)	.08	2.3	10	320	.394 10.0	.787 20.0	.197 5.0	.024 0.6
476RMR160M	47	160(200)	.12	3.4	26	295	.630 16.0	.984 25.0	.295 7.5	.032 0.8
476RMR250M	47	250(300)	.12	3.4	34	330	.630 16.0	1.240 31.5	.295 7.5	.032 0.8
476RMR350M	47	350(400)	.20	5.6	43	360	.709 18.0	1.575 40.0	.295 7.5	.032 0.8
686RMR016M	68	16(20)	.17	3.3	3	165	.248 6.3	.433 11.0	.098 2.5	.024 0.6
686RMR035M	68	35(44)	.12	2.3	5	235	.315 8.0	.453 11.5	.138 3.5	.024 0.6
686RMR050M	68	50(63)	.10	1.9	7	260	.394 10.0	.492 12.5	.197 5.0	.024 0.6
686RMR063M	68	63(79)	.10	1.9	9	275	.394 10.0	.630 16.0	.197 5.0	.024 0.6
686RMR080M	68	80(100)	.10	1.9	11	290	.394 10.0	.787 20.0	.197 5.0	.024 0.6



# RMR 105°C Subminiature Radial Aluminum Electrolytic

## STANDARD PART LISTING

### STANDARD PART LISTING: Tolerance $\pm 20\%$ (M) Standard (Continued)

inches/mm

PART NUMBER	Capacitance MFD.	WVDC (SVDC)	Maximum Dissipation Factor (tan $\delta$ ) 120Hz, +25°C	Maximum ESR $\Omega$ 120Hz, +25°C	Leakage Current ( $\mu$ A) @ 5min, +25°C	RMS Ripple Current (mA) 120Hz, +105°C	PHYSICAL DIMENSIONS in/mm			
							Case Diameter	Case Length	Lead Spacing	Lead Thickness
686RMR100M	68	100(125)	.08	1.6	13	400	.394 10.0	.787 20.0	.197 5.0	.024 0.6
686RMR160M	68	160(200)	.12	2.3	32	400	.630 16.0	1.240 31.5	.295 7.5	.032 0.8
686RMR250M	68	250(300)	.12	2.3	44	440	.630 16.0	1.398 35.5	.295 7.5	.032 0.8
107RMR010M	100	10(13)	.20	2.6	2	146	.248 6.3	.433 11.0	.098 2.5	.024 0.6
107RMR025M	100	25(32)	.15	2.0	5	250	.315 8.0	.453 11.5	.138 3.5	.024 0.6
107RMR035M	100	35(44)	.12	1.6	7	290	.394 10.0	.492 12.5	.197 5.0	.024 0.6
107RMR050M	100	50(63)	.10	1.3	10	330	.394 10.0	.630 16.0	.197 5.0	.024 0.6
107RMR063M	100	63(79)	.10	1.3	13	340	.394 10.0	.787 20.0	.197 5.0	.024 0.6
107RMR100M	100	100(125)	.08	1.1	20	470	.492 12.5	.787 20.0	.197 5.0	.024 0.6
107RMR160M	100	160(200)	.12	1.6	42	505	.630 16.0	1.398 35.5	.295 7.5	.032 0.8
107RMR250M	100	250(300)	.12	1.6	60	550	.709 18.0	1.575 40.0	.295 7.5	.032 0.8
157RMR016M	150	16(20)	.17	1.5	5	270	.315 8.0	.453 11.5	.138 3.5	.024 0.6
157RMR025M	150	25(32)	.15	1.3	8	325	.394 10.0	.492 12.5	.197 5.0	.024 0.6
157RMR035M	150	35(44)	.12	1.1	11	390	.394 10.0	.630 16.0	.197 5.0	.024 0.6
157RMR050M	150	50(63)	.10	.88	15	440	.394 10.0	.787 20.0	.197 5.0	.024 0.6
157RMR063M	150	63(79)	.10	.88	19	445	.492 12.5	.787 20.0	.197 5.0	.024 0.6
157RMR080M	150	80(100)	.10	.88	24	480	.492 12.5	.787 20.0	.197 5.0	.024 0.6
157RMR100M	150	100(125)	.08	.71	30	610	.492 12.5	.787 20.0	.197 5.0	.024 0.6
227RMR010M	220	10(13)	.20	1.2	5	260	.315 8.0	.453 11.5	.138 3.5	.024 0.6
227RMR016M	220	16(20)	.17	1.0	8	335	.394 10.0	.492 12.5	.197 5.0	.024 0.6
227RMR025M	220	25(32)	.15	.91	11	400	.394 10.0	.630 16.0	.197 5.0	.024 0.6
227RMR035M	220	35(44)	.12	.72	16	480	.394 10.0	.787 20.0	.197 5.0	.024 0.6
227RMR050M	220	50(63)	.10	.60	22	545	.492 12.5	.787 20.0	.197 5.0	.024 0.6
227RMR063M	220	63(79)	.10	.60	28	550	.492 12.5	.787 20.0	.197 5.0	.024 0.6
227RMR080M	220	80(100)	.10	.60	36	600	.512 13.0	.984 25.0	.197 5.0	.024 0.6
227RMR100M	220	100(125)	.08	.48	43	750	.630 16.0	.984 25.0	.295 7.5	.032 0.8
337RMR010M	330	10(13)	.20	.80	7	340	.394 10.0	.492 12.5	.197 5.0	.024 0.6
337RMR016M	330	16(20)	.17	.68	11	425	.394 10.0	.630 16.0	.197 5.0	.024 0.6
337RMR025M	330	25(32)	.15	.61	17	495	.394 10.0	.787 20.0	.197 5.0	.024 0.6
337RMR050M	330	50(63)	.10	.40	33	700	.492 12.5	.787 20.0	.197 5.0	.024 0.6
337RMR063M	330	63(79)	.10	.40	42	730	.492 12.5	.984 25.0	.197 5.0	.024 0.6
337RMR080M	330	80(100)	.10	.40	53	860	.630 16.0	1.240 31.5	.295 7.5	.032 0.8
337RMR100M	330	100(125)	.08	.32	66	930	.630 16.0	1.240 31.5	.295 7.5	.032 0.8



# RMR

## 105°C Subminiature Radial Aluminum Electrolytic STANDARD PART LISTING

### STANDARD PART LISTING: Tolerance $\pm 20\%$ (M) Standard (Continued)

inches/mm

ic PART NUMBER	Capacitance MFD.	WVDC (SVDC)	Maximum Dissipation Factor (tan $\delta$ ) 120Hz, +25°C	Maximum ESR $\Omega$ 120Hz, +25°C	Leakage Current ( $\mu$ A) @ 5min, +25°C	RMS Ripple Current (mA) 120Hz, +105°C	PHYSICAL DIMENSIONS in/mm			
							Case Diameter	Case Length	Lead Spacing	Lead Thickness
477RMR6R3M	470	6.3(8)	.24	68	6	420	.394 10.0	.492 12.5	.197 5.0	.024 0.6
477RMR010M	470	10(13)	.20	56	10	440	.394 10.0	.630 16.0	.197 5.0	.024 0.6
477RMR016M	470	16(20)	.17	47	16	575	.394 10.0	.787 20.0	.197 5.0	.024 0.6
477RMR025M	470	25(32)	.15	43	24	725	.492 12.5	.787 20.0	.197 5.0	.024 0.6
477RMR035M	470	35(44)	.12	34	33	780	.492 12.5	.984 25.0	.197 5.0	.024 0.6
477RMR050M	470	50(63)	.10	28	47	900	.630 16.0	.984 25.0	.295 7.5	.032 0.8
477RMR063M	470	63(79)	.10	28	60	925	.630 16.0	.984 25.0	.295 7.5	.032 0.8
477RMR080M	470	80(100)	.10	28	76	950	.630 16.0	1.398 35.5	.295 7.5	.032 0.8
477RMR100M	470	100(125)	.08	23	94	1,060	.709 18.0	1.398 35.5	.295 7.5	.032 0.8
687RMR6R3M	680	6.3(8)	.24	47	9	580	.394 10.0	.630 16.0	.197 5.0	.024 0.6
687RMR010M	680	10(13)	.20	39	13	560	.394 10.0	.787 20.0	.197 5.0	.024 0.6
687RMR016M	680	16(20)	.17	33	22	790	.492 12.5	.787 20.0	.197 5.0	.024 0.6
687RMR025M	680	25(32)	.15	29	34	890	.492 12.5	.984 25.0	.197 5.0	.024 0.6
687RMR035M	680	35(44)	.12	23	48	940	.630 16.0	.984 25.0	.295 7.5	.032 0.8
687RMR050M	680	50(63)	.10	20	68	1,025	.630 16.0	.984 25.0	.295 7.5	.032 0.8
687RMR063M	680	63(79)	.10	20	86	1,125	.630 16.0	1.240 31.5	.295 7.5	.032 0.8
687RMR080M	680	80(100)	.10	20	109	1,280	.709 18.0	1.398 35.5	.295 7.5	.032 0.8
108RMR6R3M	1,000	6.3(8)	.24	32	13	690	.394 10.0	.787 20.0	.197 5.0	.024 0.6
108RMR010M	1,000	10(13)	.24	32	13	690	.492 12.5	.787 20.0	.197 5.0	.024 0.6
108RMR016M	1,000	16(20)	.17	22	32	1,000	.492 12.5	.984 25.0	.197 5.0	.024 0.6
108RMR025M	1,000	25(32)	.15	20	50	1,150	.630 16.0	.984 25.0	.295 7.5	.032 0.8
108RMR035M	1,000	35(44)	.12	16	70	1,200	.630 16.0	.984 25.0	.295 7.5	.032 0.8
108RMR050M	1,000	50(63)	.10	13	100	1,250	.630 16.0	1.240 31.5	.295 7.5	.032 0.8
108RMR063M	1,000	63(79)	.10	13	126	1,550	.709 18.0	1.398 35.5	.295 7.5	.032 0.8
158RMR010M	1,500	10(13)	.22	19	30	920	.492 12.5	.984 25.0	.197 5.0	.024 0.6
158RMR016M	1,500	16(20)	.19	17	48	1,250	.630 16.0	.984 25.0	.295 7.5	.032 0.8
158RMR025M	1,500	25(32)	.17	15	75	1,425	.630 16.0	1.240 31.5	.295 7.5	.032 0.8
158RMR035M	1,500	35(44)	.14	12	105	1,675	.630 16.0	1.398 35.5	.295 7.5	.032 0.8
158RMR050M	1,500	50(63)	.12	11	150	1,720	.709 18.0	1.575 40.0	.295 7.5	.032 0.8
228RMR6R3M	2,200	6.3(8)	.28	17	28	950	.492 12.5	.984 25.0	.197 5.0	.024 0.6
228RMR016M	2,200	16(20)	.21	13	71	1,500	.630 16.0	.984 25.0	.295 7.5	.032 0.8
228RMR025M	2,200	25(32)	.19	12	110	1,760	.630 16.0	1.398 35.5	.295 7.5	.032 0.8
228RMR035M	2,200	35(44)	.16	10	154	1,960	.709 18.0	1.398 35.5	.295 7.5	.032 0.8





# RMR 105°C Subminiature Radial Aluminum Electrolytic

## STANDARD PART LISTING

### STANDARD PART LISTING: Tolerance $\pm 20\%(M)$ Standard (Continued)

inches/mm

PART NUMBER	Capacitance MFD.	WVDC (SVDC)	Maximum Dissipation Factor (tan $\delta$ ) 120Hz, +25°C	Maximum ESR $\Omega$ 120Hz, +25°C	Leakage Current ( $\mu$ A) @5min, +25°C	RMS Ripple Current (mA) 120Hz, +105°C	PHYSICAL DIMENSIONS in/mm			
							Case Diameter	Case Length	Lead Spacing	Lead Thickness
338RMR6R3M	3,300	6.3(8)	.30	.12	42	1,250	.630 16.0	.984 25.0	.295 7.5	.032 0.8
338RMR010M	3,300	10(13)	.26	.11	66	1,600	.630 16.0	1.240 31.5	.295 7.5	.032 0.8
338RMR016M	3,300	16(20)	.23	.09	106	1,800	.630 16.0	1.398 35.5	.295 7.5	.032 0.8
338RMR025M	3,300	25(32)	.21	.08	165	2,050	.630 16.0	1.240 31.5	.295 7.5	.032 0.8
478RMR6R3M	4,700	6.3(8)	.32	.09	60	1,650	.630 16.0	1.240 31.5	.295 7.5	.032 0.8
478RMR010M	4,700	10(13)	.28	.08	94	1,910	.630 16.0	1.398 35.5	.295 7.5	.032 0.8
478RMR016M	4,700	16(20)	.25	.07	151	2,200	.709 18.0	1.398 35.5	.295 7.5	.032 0.8
688RMR6R3M	6,800	6.3(8)	.36	.07	86	2,000	.630 16.0	1.398 35.5	.295 7.5	.032 0.8
688RMR010M	6,800	10(13)	.32	.06	136	2,200	.709 18.0	1.575 40.0	.295 7.5	.032 0.8
109RMR6R3M	10,000	6.3(8)	.44	.06	126	2,300	.709 18.0	1.575 40.0	.295 7.5	.032 0.8

**Note 1:** WVDC: Maximum rated DC Working Voltage at +105°C.

**Note 2:** SVDC: Maximum rated DC Surge Voltage at +105°C.

**Note 3:** Dissipation Factor (tan $\delta$ ) Maximum; 120Hz, +25°C.

**Note 4:** ESR: Maximum Equivalent Series Resistance; 120Hz, +25°C nominal capacitance, maximum dissipation factor.

**Note 5:** Maximum Leakage Current; Rated WVDC, 5 Minutes, +25°C.

**Note 6:** RMS Ripple Current; 120Hz, +105°C.

**Note 7:** Capacitance Tolerance is measured at 120Hz, +25°C.

**Note 8:** All measurements are performed using the bridge method.



**ILLINOIS CAPACITOR, INC.**

3757 W. Touhy Ave., Lincolnwood, Illinois 60645 • (708) 675-1760 • Telex 72-4361 • Fax (708) 673-2850

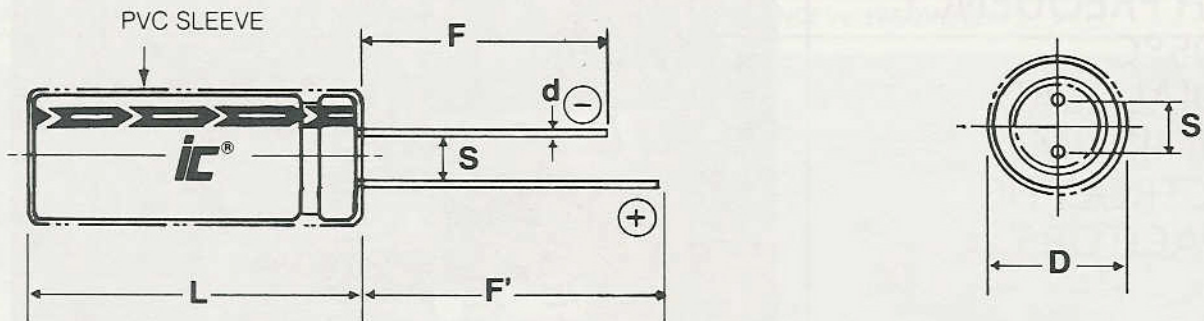
THE SOURCE FOR QUALITY, PERFORMANCE AND DELIVERY.



# RMR

105°C Subminiature Radial Aluminum Electrolytic

## PHYSICAL DIMENSIONS



RMR LEAD INFORMATION vs CASE SIZE			
Case Diameter (D)	Lead Spacing (S)	Lead Spacing Tol (S)	Lead Wire (d)
.197 5.0	.079 2.0	$\pm .02$ $\pm 0.5$	.020 0.5
.248 6.3	.098 2.5	$\pm .02$ $\pm 0.5$	.020 0.5
.315 8.0	.138 3.5	$\pm .02$ $\pm 0.5$	.024 0.6
.394 10.0	.197 5.0	$\pm .02$ $\pm 0.5$	.024 0.6
.492 12.5	.197 5.0	$\pm .02$ $\pm 0.5$	.024 0.6
.630 16.0	.295 7.5	$\pm .02$ $\pm 0.5$	.032 0.8
.709 18.0	.295 7.5	$\pm .02$ $\pm 0.5$	.032 0.8

CASE TOLERANCE			
Case Diameter (D)	Tolerance Case Diameter (D)	Case Length (L)	Tolerance Case Length (L)
$\leq .394$ $\leq 10.0$	$\leq .020$ $\leq 0.5$	$\leq .650$ $\leq 16.0$	$\leq .039$ $\leq 1.0$
$\geq .492$ $\geq 12.5$	$\leq .039$ $\leq 1.0$	$\geq .787$ $\geq 20.0$	$\leq .078$ $\leq 2.0$

LEAD LENGTH	
Cathode Lead Length (F)	Anode Lead Length (F')
.591 Min. 15.0 Min.	.748 Min. 19.0 Min.

Note 1: Dimensions shown do not include sleeve thickness.

Note 2: Case Vent is standard on all diameters  $\geq \frac{.315 \text{ in}}{8.0 \text{ mm}}$



**ILLINOIS CAPACITOR, INC.**

3757 W. Touhy Ave., Lincolnwood, Illinois 60645 • (708) 675-1760 • Telex 72-4361 • Fax (708) 673-2850

THE SOURCE FOR QUALITY, PERFORMANCE AND DELIVERY.