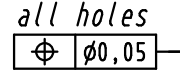


**Y  
(Lochbild)  
(board drillings)**

alle Löcher  
all holes



$\phi 1 \pm 0,1$

Position  
position

Reihe  
row

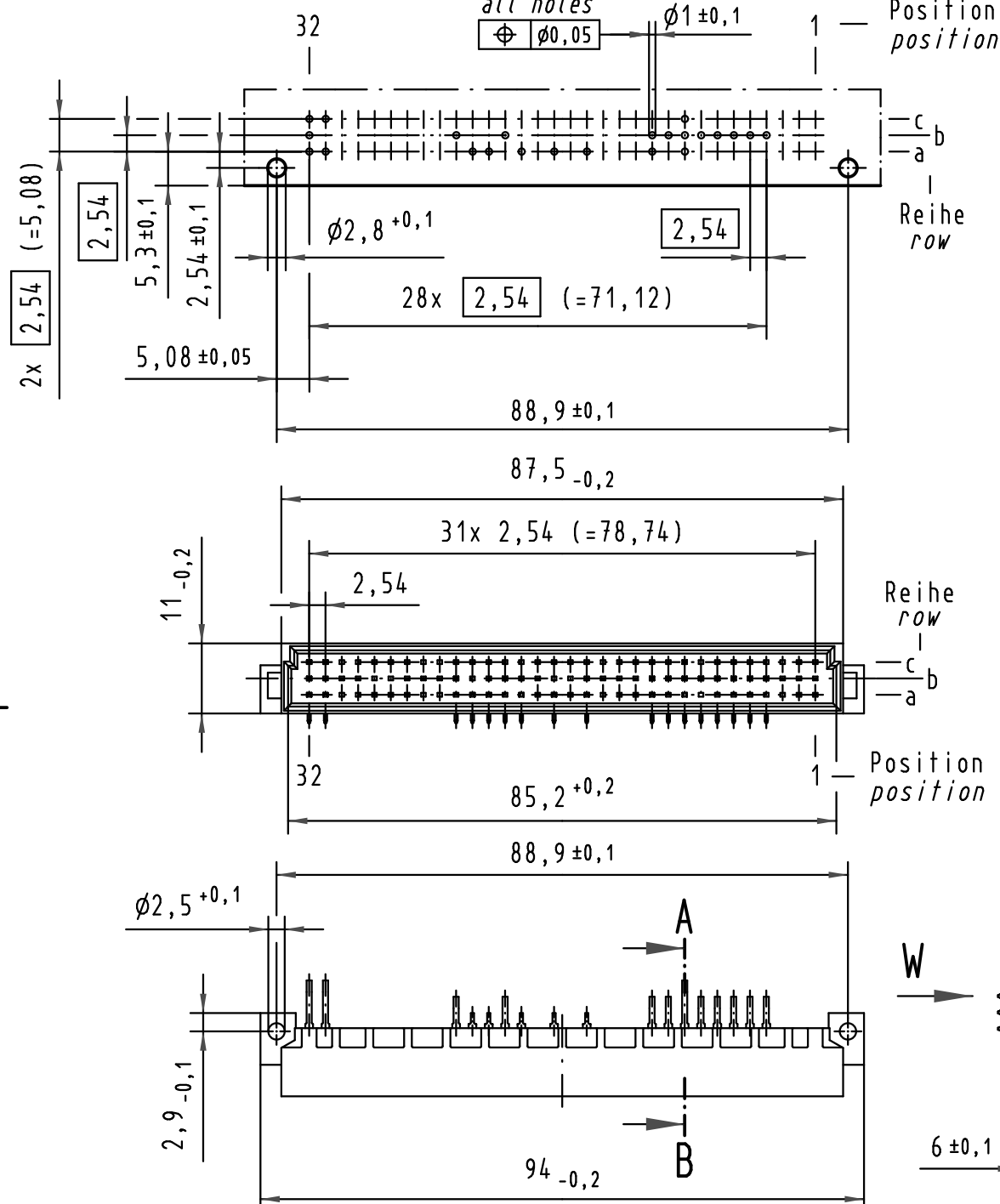
Reihe  
row

Position  
position

Reihe  
row

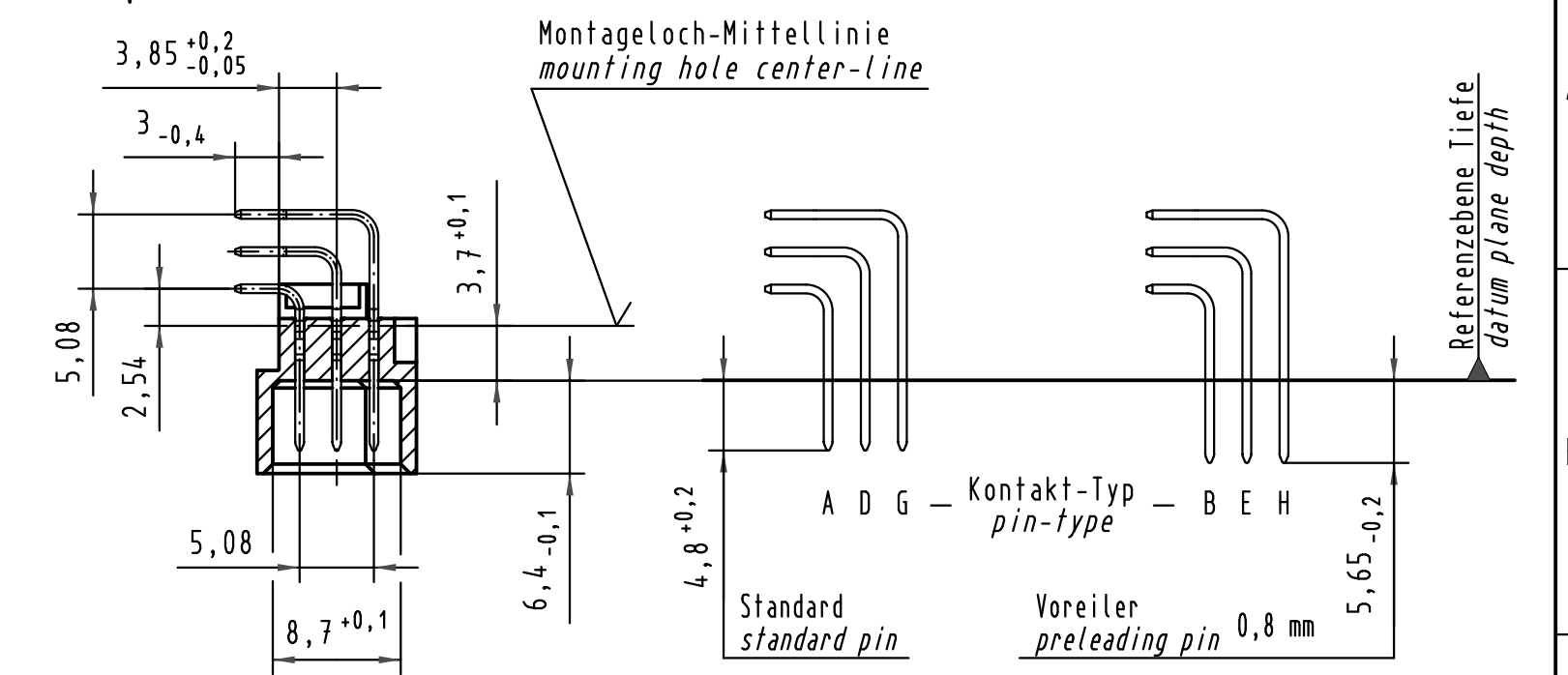
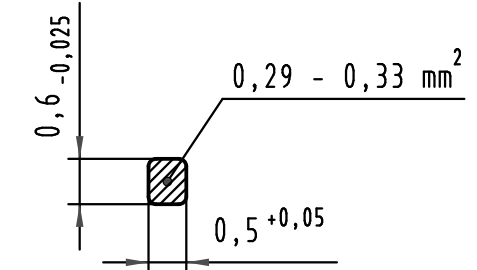
Position  
position

Alle Rechte vorbehalten/ All rights reserved



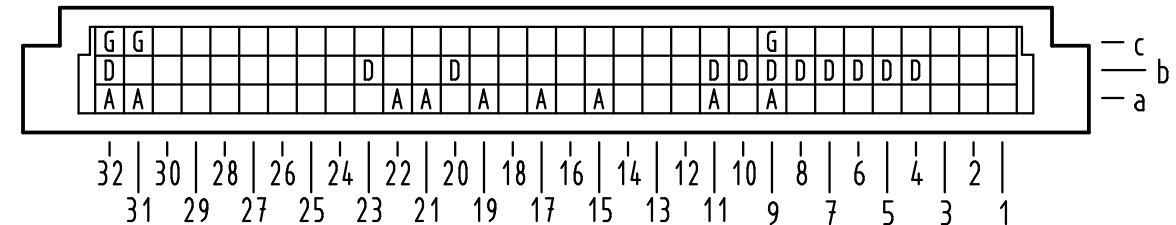
**W (10:1)**

Querschnitt der  
Lötanschlüsse:  
cross-section of  
solder terminations:



**A-B (2:1)**

**X Kontaktbelegung  
contact loading**



09 03 123 6921	2	Au flash over PdNi over Ni
Bestell-Nr. part-no.	Anforderungsstufe nach IEC performance level acc. to IEC	Kontaktoberfläche contact plating

 All Dimensions in mm Original Size DIN A 3	Techn. Character.			Nicht tolerierte Maße/Free size tolerances IEC 60603-2		
		Dat.	Name	Maßstab/Scale 1:1	Bauform C Messerleiste Einlöt, 23 pol. type C male connector solder, 23 pol.	
		Detail.	23.02.10			LehT
		Insp.	23.02.10			Lk
	Stand.					
36012	HARTING Electronics GmbH & Co. KG			 TB 09 03 123 x921	Blatt/ page	
Mod.	Dat.	Name	D-32339 ESPELKAMP			Sub.TB 09 03 123 x921 Mod. 27461 v. 23.05.00