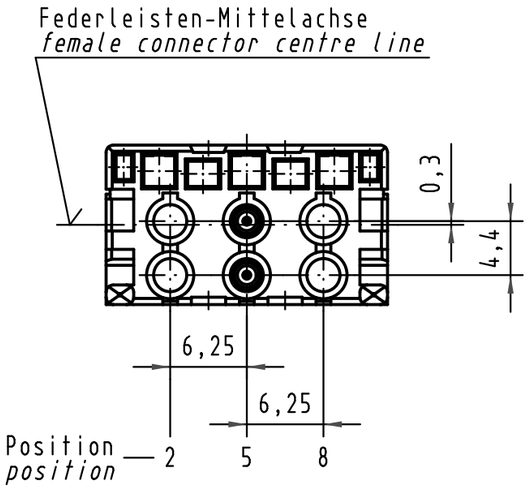

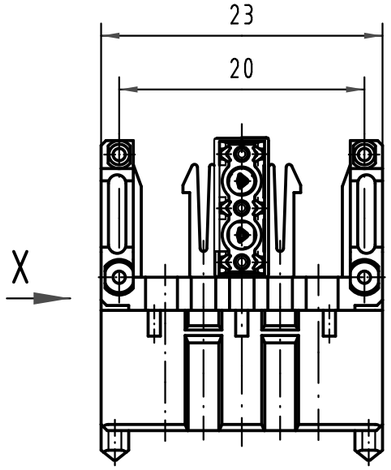

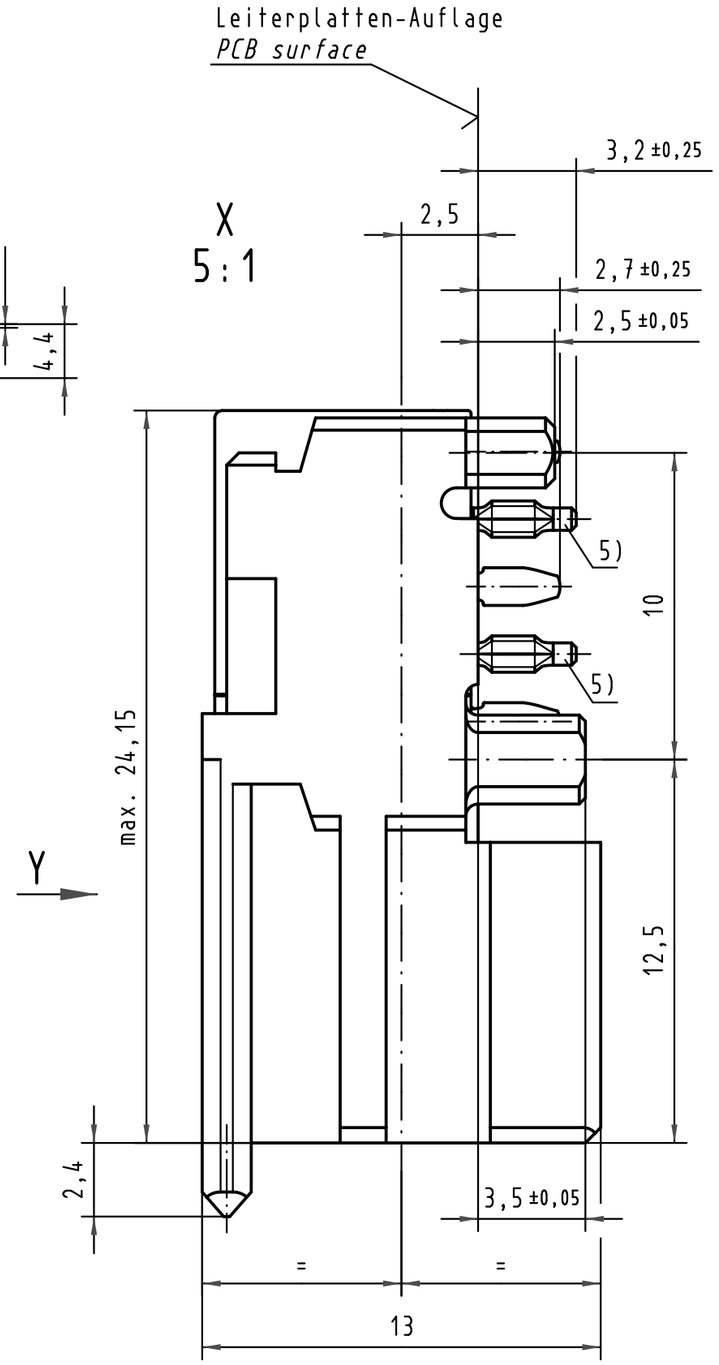

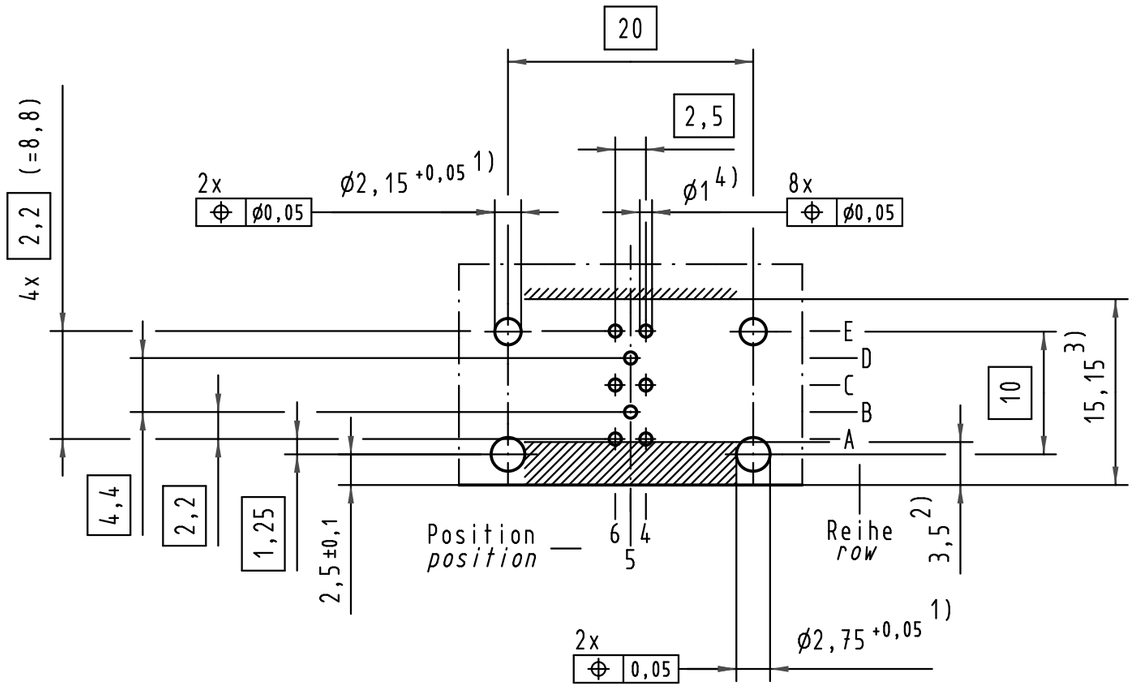

Reihe B,D ; Position 5 für Signalleitung
row B,D ; position 5 for signal-line
Reihe A,C,E ; Position 4,6 für Masseleitung
row A,C,E ; position 4,6 for ground-line

5) Einpreßzone in beliebiger Winkellage zur Längsachse möglich
5) press-in-zone in any angular position related to it's longitudinal axis possible
4) Für Einpreßverbindung DIN 41611-5-EE 1.0-AC
4) for press-in connection DIN 41611-5-EE 1.0-AC
3) Bauteilegrenze (gilt für beide Leiterplattenseiten)
3) limit area of components (valid for both pcb-sides)
2) Frei von Leiterbahnen, ausgenommen Anschlußaugen
2) no tracks, except solder eyes
1) Löcher nicht metallisiert
1) non-metallized drillings

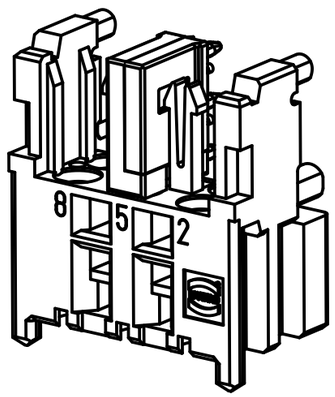

All Dimensions in mm Original Size DIN A 3			Techn. Character.			Nicht tolerierte Maße/*Free size tolerances*
				Dat.	Name	Maßstab/*Scale*
			Detail.	19.08.99	Hl.	2 : 1
			Insp.	19.08.99	Pa.	5 : 1
			Stand.			
34650	11.02.08	Hage.	HARTING Electronics GmbH & Co. KG D-32339 ESPELKAMP			Mini-Koax-Modul,1SU-gewinkelt 2x50 Ohm,(1 Doppelk.),Einpreßtechnik *mini-coax-module,1SU-right angled 2x50 Ohm,(1 twin-con.),press-in*
26809						TB 07 31 900 0030
Mod.	Dat.	Name				Sub. / Blatt/*page*

Alle Rechte vorbehalten/ *All rights reserved*