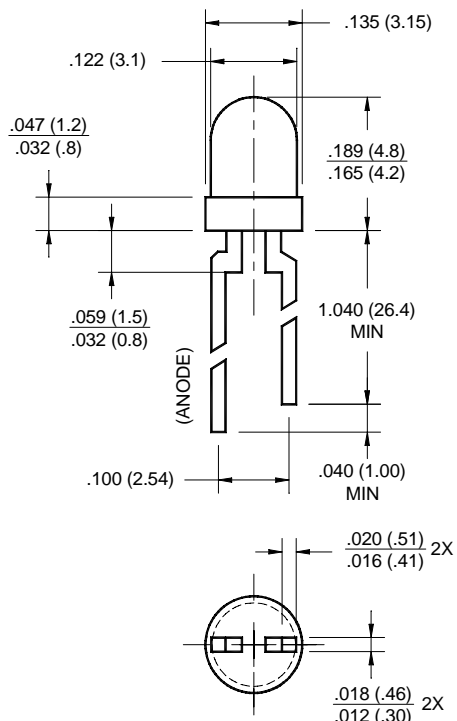


HER
YELLOW
GREEN

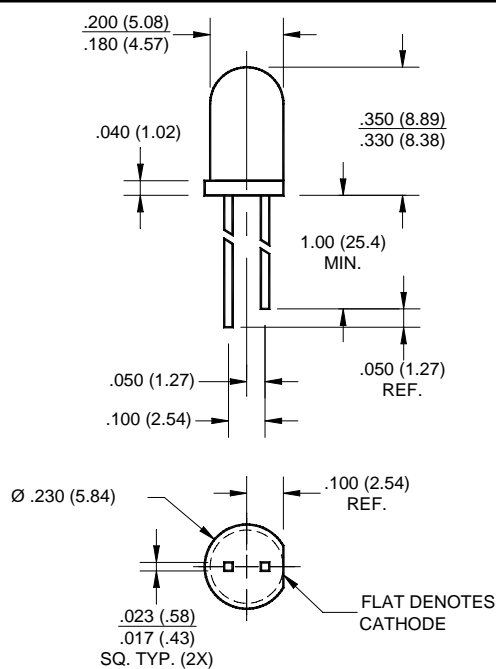
HLMP-1700
HLMP-1719
HLMP-1790

HLMP-4700
HLMP-4719
HLMP-4740 (MV2454)

PACKAGE DIMENSIONS




HLMP-17XX



HLMP-47XX

FEATURES

- Low power consumption (low current drive at 2mA)
- Solid state reliability
- Tinted and diffused



DESCRIPTION

The T-1 3/4 HLMP-47XX series and T-100 HLMP-17XX series are tinted diffused, providing a moderate viewing angle. These parts are optimized for low current and are brighter than the standard LED lamps operated at very low current.

NOTES:

1. ALL DIMENSIONS ARE IN INCHES (mm).
2. TOLERANCE ARE $\pm .010$ " UNLESS OTHERWISE SPECIFIED.
3. AN EPOXY MENISCUS MAY EXTEND ABOUT .040"(1 mm) DOWN THE LEADS.

ABSOLUTE MAXIMUM RATING (T_A =25°C)

Parameter	HER	YELLOW	GREEN	UNITS
Power Dissipation (derated from 92°C at 1mA/°C)	27	24	27	mW
Peak Forward Current (PW ≤ 1 ms, DF ≤ 30 %)	25	20	25	mA
Continuous Forward Current	7.5	7.5	7.5	mA
Lead Soldering Time at 260° C	5	5	5	sec
Reverse Breakdown Voltage (V)	5	5	5	I _R = 100μA
Operating Temperature	-55 to +100	-55 to +100	-55 to +100	°C
Storage Temperature	-55 to +100	-55 to +100	-55 to +100	°C

ELECTRICAL / OPTICAL CHARACTERISTICS (T_A =25°C)

Parameter	HER HLMP-1700/4700	YELLOW HLMP-1719/4719	GREEN HLMP-1790/4740 (MV2454)	Condition
Luminous Intensity (mcd)				I _F = 2mA
Minimum	1.0/1.2	1.0/1.2	1.0/1.2	
Typical	2.0/2.0	2.0/2.0	2.0/3.0	
Forward Voltage (V)				I _F = 2mA
Maximum	2.2	2.7	2.7	
Typical	1.8	1.9	1.9	
Peak Wavelength (nm)	635	585	565	I _F = 2mA
Spectral Line Half Width	45	35	30	I _F = 2mA
Viewing Angle (°)	50/35	50/35	50/35	I _F = 2mA

DISCLAIMER

FAIRCHILD SEMICONDUCTOR RESERVES THE THE RIGHT TO MAKE CHANGES WITHOUT FURTHER NOTICE TO ANY PRODUCTS HEREIN TO IMPROVE RELIABILITY, FUNCTION OR DESIGN. FAIRCHILD DOES NOT ASSUME ANY LIABILITY ARISING OUT OF THE APPLICATION OR USE OF ANY PRODUCT OR CIRCUIT DESCRIBED HEREIN; NEITHER DOES IT CONVEY ANY LICENSE UNDER ITS PATENT RIGHTS, NOR THE RIGHTS OF OTHERS.

LIFE SUPPORT POLICY

FAIRCHILD'S PRODUCTS ARE NOT AUTHORIZED FOR USE AS CRITICAL COMPONENTS IN LIFE SUPPORT DEVICES OR SYSTEMS WITHOUT THE EXPRESS WRITTEN APPROVAL OF THE PRESIDENT OF FAIRCHILD SEMICONDUCTOR CORPORATION. As used herein:

1. Life support devices or systems are devices or systems which, (a) are intended for surgical implant into the body, or (b) support or sustain life, and (c) whose failure to perform when properly used in accordance with instructions for use provided in labeling, can be reasonably expected to result in a significant injury of the user.
2. A critical component in any component of a life support device or system whose failure to perform can be reasonably expected to cause the failure of the life support device or system, or to affect its safety or effectiveness.