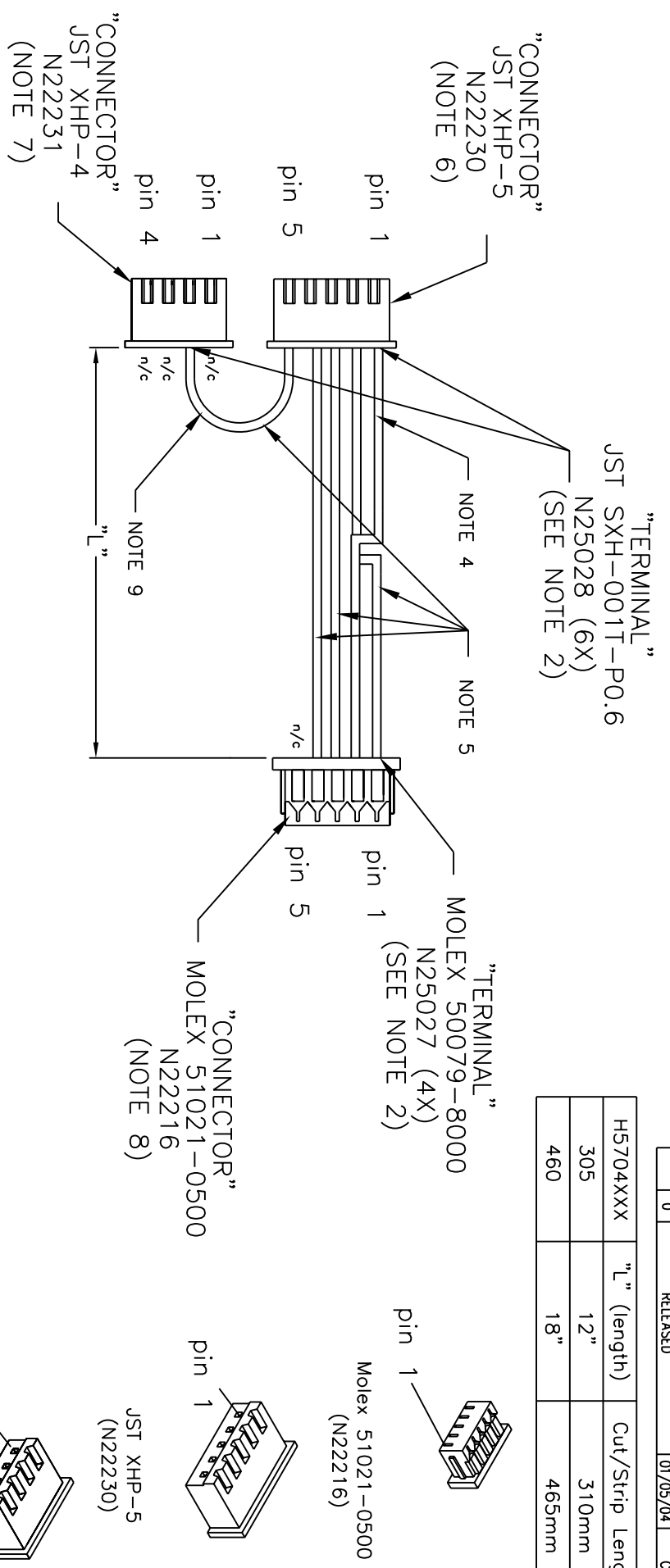
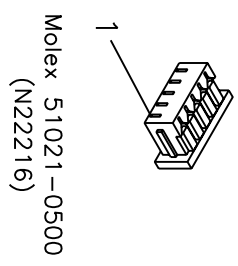
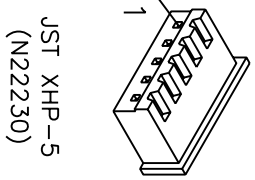
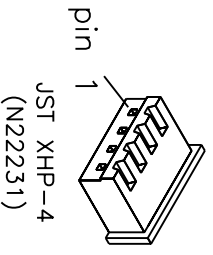


REVISIONS				
ZONE	REV.	DESCRIPTION	DATE	APPROVED
0		RELEASED	01/05/04	CC

H5704XXX	"L" (length)	Cut/Strip Length
305	12"	310mm
460	18"	465mm



- NOTE:
1. WIRES TO BE #26 AWG MIL STD W16878 TYPE B (BELDEN #8504 OR EQUIVELANT) IN COLORS AND LENGTHS LISTED.
 2. CABLE INSULATION TO BE CAPTIVATED BY CRIMP TERMINAL, SEE ATTACHED DRAWINGS FOR ACCEPTABILITY.
 3. USE CABLE TIE N22211 FOR EACH HARNESS. ATTACH TIE AND CLIP EXCESS FLUSH LEAVING NO SHARP EDGE.
 4. WIRE IS BLACK (N29202).
 5. WIRES ARE WHITE (N29203).
 6. CONNECTOR N22230 IS POPULATED IN POSITIONS 1,2,3,4 AND 5 (STRIP LENGTH OF WIRE IS 2.5 ± .3mm).
 7. CONNECTOR N22231 IS POPULATED IN POSITION 2 (STRIP LENGTH OF WIRE IS 2.5 ± .3mm).
 8. CONNECTOR N22216 IS POPULATED IN POSITIONS 1,2,3 AND 4 (STRIP LENGTH OF WIRE IS 1.65 ± .25mm).
 9. WIRE LENGTH IS 152mm (6.0in) WHITE N29203 (STRIP LENGTH OF WIRE ON BOTH ENDS IS 2.5 ± .3mm).



DIMENSIONS		USED ON		DATE		TITLE	
FRACTION	± 1/8	8nd	PRODUCTS	01/05/04	01/05/04	WIRING	HARNESS
2 PL.	DEC. ± 01	APPROVALS		01/05/04	01/05/04	P/N	H5704
3 PL.	DEC. ± 005	DRAWN	CC	CHECKED	CC	APPROVED	CC
MATERIAL		DO NOT SCALE		SCALE		SHEET	
FINISH		SCALE		SHEET		OF	
DO NOT SCALE		SCALE		SHEET		OF	

ENDICOTT RESEARCH GROUP, INC.
2601 WARNE ST., ENDICOTT, NY 13760 607-754-9187

DRAWING NUMBER H5704
SCALE 1 OF 1