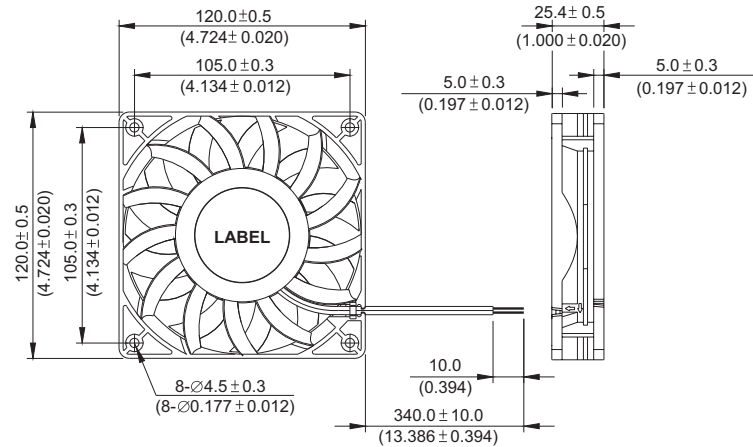


# FFB 120 x 120 x 25.4 MM SERIES

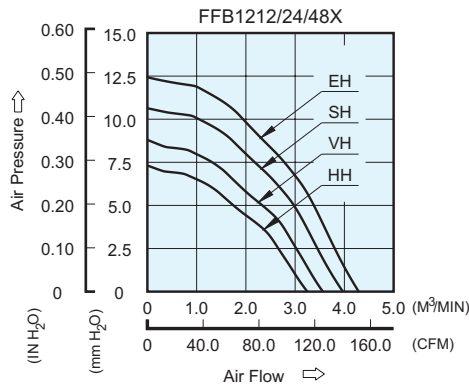
## DIMENSIONS DRAWING



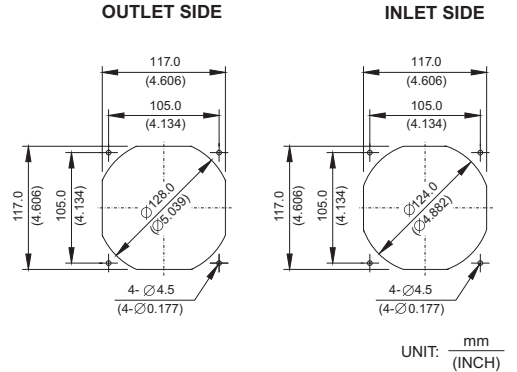
- \* Bearing Type  
Ball Bearings
- \* Material  
Impeller & Frame : Plastic(UL 94V-0)
- \* Lead Wires :  
UL 1007 AWG #24 OR Equivalent  
Red Wire Positive(+)  
Black Wire Negative(-)
- \* Weight : 205g (7.23 OZ)



## P & Q CURVE (AT RATED VOLTAGE)



## MOUNTING PANEL CUTOUT



MODEL		Rated Voltage	Operating Voltage Range	Input Current	Input Power	Speed	Maximum Air Flow		Maximum Air Pressure		Noise
PART NO.	FUNCTION	VDC	VDC	Amp	Watt	R.P.M.	m <sup>3</sup> /min	CFM	mmH <sub>2</sub> O	IN H <sub>2</sub> O	dB-A
FFB1212HH	-R00 / -F00	12	7.0 to 13.2	0.65	7.80	3100	3.249	114.73	7.32	0.288	49.7
FFB1224HH	-R00 / -F00	24	14.0 to 26.4	0.28	6.72						
FFB1248HH	-R00 / -F00	48	28.0 to 56.0	0.14	6.72						
FFB1212VH	-R00 / -F00	12	7.0 to 13.2	0.79	9.48	3400	3.592	126.85	8.29	0.326	51.9
FFB1224VH	-R00 / -F00	24	14.0 to 26.4	0.37	8.88						
FFB1248VH	-R00 / -F00	48	28.0 to 56.0	0.18	8.64						
FFB1212SH	-R00 / -F00	12	7.0 to 13.2	1.03	12.36	3700	3.969	140.16	10.64	0.419	54.3
FFB1224SH	-R00 / -F00	24	14.0 to 26.4	0.52	12.48						
FFB1248SH	-R00 / -F00	48	28.0 to 53.0	0.25	12.00						
FFB1212EH	-R00 / -F00	12	7.0 to 13.2	1.45	17.40	4000	4.257	150.33	12.43	0.489	56.4
FFB1224EH	-R00 / -F00	24	14.0 to 26.4	0.63	15.12						
FFB1248EH	-R00 / -F00	48	28.0 to 53.0	0.32	15.36						

\* Function type is optional.  
 \* The max. air flow and the speed are measured in free air ; max. air pressure is measured at zero air flow.  
 \* Noise is measured in anechoic chamber in free air, one meter from intake side.  
 \* All readings are typical values at rated voltage.  
 \* Specifications are subject to change without notice.