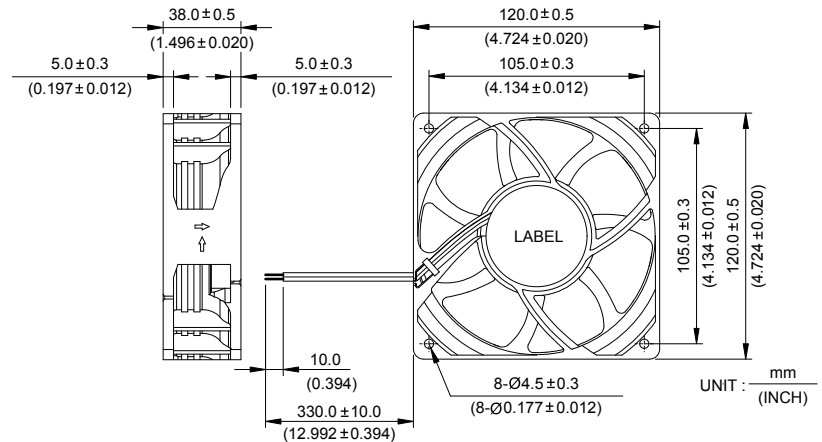


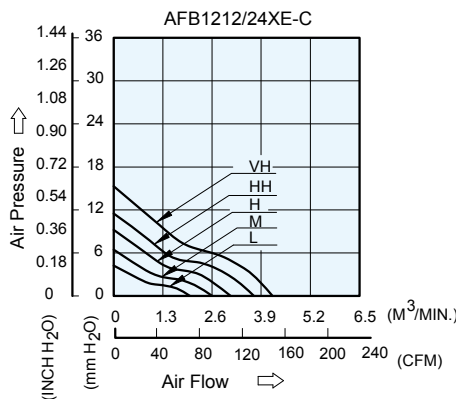
AFB 120 x 120 x 38 MM SERIES

■ DIMENSIONS DRAWING

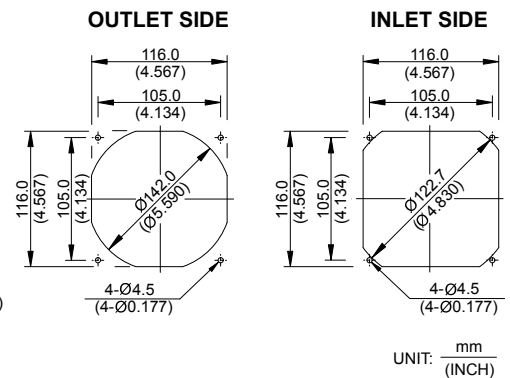


- * Bearing Type
Ball Bearings
- * Material
Impeller & Frame : Plastic (UL 94V-0)
- * Lead Wires :
UL 1007 AWG #24 OR Equivalent
Red Wire Positive (+)
Black Wire Negative (-)
- * Weight : 320g (11.28 oz)

■ P & Q CURVE (AT RATED VOLTAGE)



■ MOUNTING PANEL CUTOUT

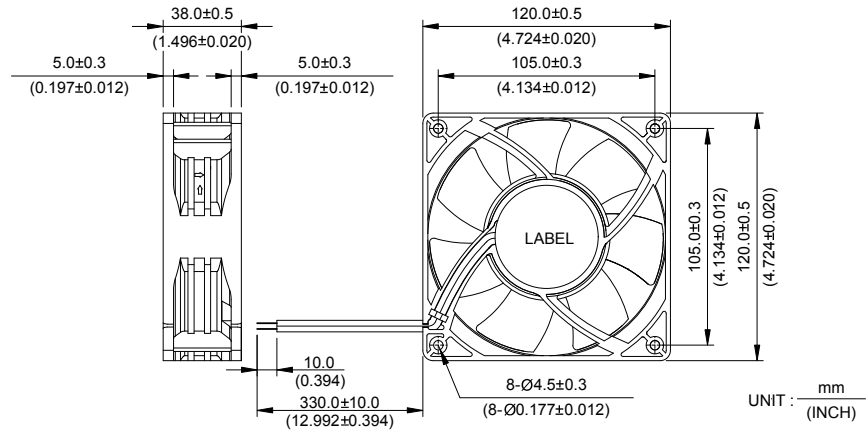


MODEL			Rated Voltage	Operating Voltage Range	Input Current	Input Power	Speed	Maximum Air Flow		Maximum Air Pressure		Noise
PART NO.	REV.	FUNCTION	VDC	VDC	Amp	Watt	R.P.M.	m ³ /min	CFM	mmH ₂ O	IN H ₂ O	dB-A
AFB1212LE	-C	-R00 / -F00	12	6.0 to 12.8	0.14	1.68	2000	2.018	71.27	4.22	0.166	32.5
AFB1224LE	-C	-R00 / -F00	24	14.0 to 27.6	0.11	2.64						
AFB1212ME	-C	-R00 / -F00	12	6.0 to 12.8	0.27	3.24	2500	2.604	91.95	6.45	0.254	38.0
AFB1224ME	-C	-R00 / -F00	24	14.0 to 27.6	0.14	3.36						
AFB1212HE	-C	-R00 / -F00	12	6.0 to 12.8	0.35	4.20	3000	3.092	109.17	9.22	0.363	44.0
AFB1224HE	-C	-R00 / -F00	24	14.0 to 27.6	0.20	4.80						
AFB1212HHE	-C	-R00 / -F00	12	6.0 to 12.8	0.51	6.12	3500	3.704	130.80	11.48	0.452	47.0
AFB1224HHE	-C	-R00 / -F00	24	14.0 to 27.6	0.27	6.48						
AFB1212VHE	-C	-R00 / -F00	12	6.0 to 12.8	0.68	8.16	4000	4.201	148.34	15.29	0.602	51.0
AFB1224VHE	-C	-R00 / -F00	24	14.0 to 27.6	0.36	8.64						

* Function type is optional.
 * The max. air flow and the speed are measured in free air ; max. air pressure is measured at zero air flow.
 * Noise is measured in anechoic chamber in free air, one meter from intake side.
 * All readings are typical values at rated voltage.
 * Specifications are subject to change without notice.

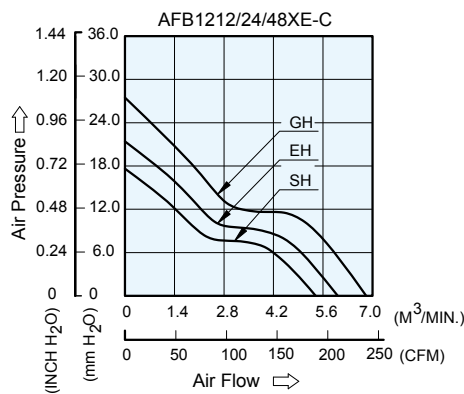
AFB 120 x 120 x 38 MM SERIES

DIMENSIONS DRAWING

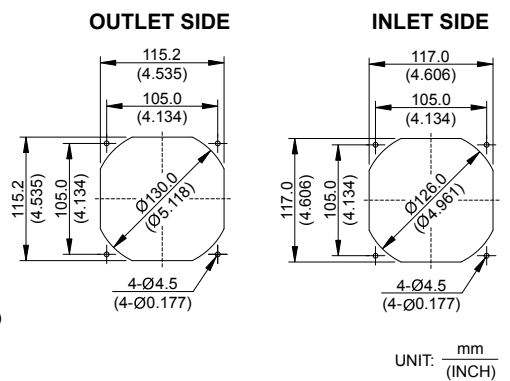


- * Bearing Type
Ball Bearings
- * Material
Impeller & Frame : Plastic (UL 94V-0)
- * Lead Wires :
UL 1007 AWG #24 OR Equivalent
Red Wire Positive (+)
Black Wire Negative (-)
- * Weight : 330g (11.64 oz)

P & Q CURVE (AT RATED VOLTAGE)



MOUNTING PANEL CUTOUT



MODEL			Rated Voltage	Operating Voltage Range	Input Current	Input Power	Speed	Maximum Air Flow		Maximum Air Pressure		Noise
PART NO.	REV.	FUNCTION	VDC	VDC	Amp	Watt	R.P.M.	m ³ /min	CFM	mmH ₂ O	IN H ₂ O	dB-A
AFB1212SHE	-C	-R00 / -F00	12	6.0 to 13.8	1.25	15.00	4100	5.394	190.48	17.64	0.694	55.5
AFB1224SHE	-C	-R00 / -F00	24	14.0 to 28.0	0.62	14.88						
AFB1248SHE	-C	-R00 / -F00	48	24.0 to 56.0	0.31	14.88						
AFB1212EHE	-C	-R00 / -F00	12	6.0 to 13.8	1.80	21.60	4600	6.019	212.57	21.43	0.844	58.5
AFB1224EHE	-C	-R00 / -F00	24	14.0 to 28.0	0.85	20.40						
AFB1248EHE	-C	-R00 / -F00	48	24.0 to 56.0	0.48	23.04						
AFB1212GHE	-C	-R00 / -F00	12	6.0 to 12.8	2.45	29.40	5200	6.823	240.96	27.48	1.082	62.0
AFB1224GHE	-C	-R00 / -F00	24	14.0 to 28.0	1.15	27.60						
AFB1248GHE	-C	-R00 / -F00	48	24.0 to 53.0	0.60	28.80						

* Function type is optional.
 * The max. air flow and the speed are measured in free air ; max. air pressure is measured at zero air flow.
 * Noise is measured in anechoic chamber in free air, one meter from intake side.
 * All readings are typical values at rated voltage.
 * Specifications are subject to change without notice.