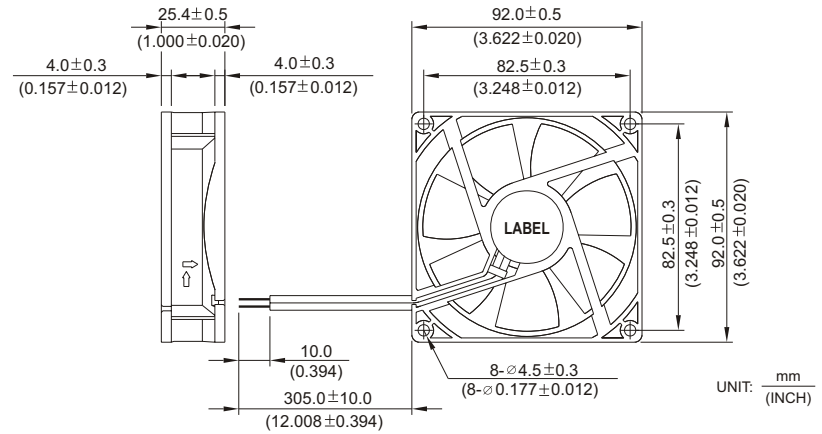


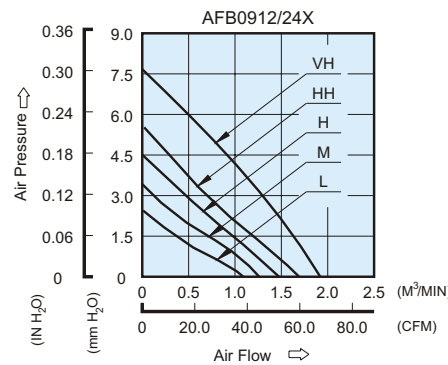
# AFB 92 x 92 x 25.4 MM SERIES

## DIMENSIONS DRAWING

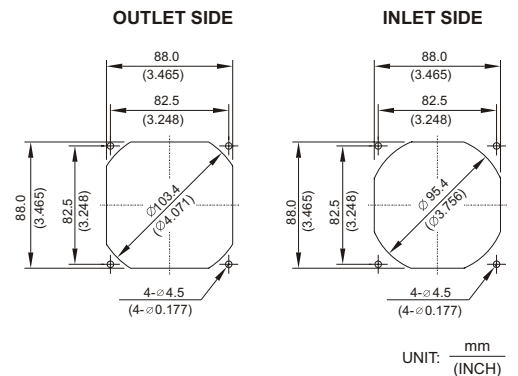


- \* Bearing Type  
Ball Bearings
- \* Material  
Impeller & Frame : Plastic (UL 94V-0)
- \* Lead Wires :  
UL 1007 AWG #24 OR Equivalent  
Red Wire Positive (+)  
Black Wire Negative (-)
- \* Weight : 99g (3.49 oz)

## P & Q CURVE (AT RATED VOLTAGE)



## MOUNTING PANEL CUTOUT



MODEL		Rated Voltage	Operating Voltage Range	Rated Current	Rated Input Power	Speed	Maximum Air Flow		Maximum Air Pressure		Noise
PART NO.	FUNCTION	VDC	VDC	Amp	Watt	R.P.M.	m <sup>3</sup> /min	CFM	mmH <sub>2</sub> O	IN H <sub>2</sub> O	dB-A
AFB0912L	-R00 / -F00	12	7.0 to 13.8	0.07	0.84	2100	1.050	37.08	2.53	0.100	25.0
AFB0924L	-R00 / -F00	24	14.0 to 27.6	0.06	1.44						
AFB0948L	-R00 / -F00	48	28.0 to 56.0	0.05	2.40						
AFB0912M	-R00 / -F00	12	7.0 to 13.8	0.11	1.32	2450	1.240	43.79	3.25	0.130	30.0
AFB0924M	-R00 / -F00	24	14.0 to 27.6	0.08	1.92						
AFB0948M	-R00 / -F00	48	28.0 to 56.0	0.05	2.40						
AFB0912H	-R00 / -F00	12	7.0 to 13.8	0.16	1.92	2850	1.450	51.21	4.50	0.177	34.0
AFB0924H	-R00 / -F00	24	14.0 to 27.6	0.10	2.40						
AFB0948H	-R00 / -F00	48	28.0 to 56.0	0.06	2.88						
AFB0912HH	-R00 / -F00	12	7.0 to 13.8	0.25	3.00	3200	1.640	57.92	5.62	0.221	38.0
AFB0924HH	-R00 / -F00	24	14.0 to 27.6	0.13	3.12						
AFB0948HH	-R00 / -F00	48	28.0 to 56.0	0.08	3.84						
AFB0912VH	-R00 / -F00	12	7.0 to 13.8	0.40	4.80	3800	1.920	67.80	7.67	0.302	45.0
AFB0924VH	-R00 / -F00	24	14.0 to 27.6	0.22	5.28						

\* Function type is optional.  
 \* The max. air flow and the speed are measured in free air; max. air pressure is measured at zero air flow.  
 \* Noise is measured in anechoic chamber in free air, one meter from intake side.  
 \* All readings are typical values at rated voltage.  
 \* Specifications are subject to change without notice.