

CHZ01 Series

10A MINIATURE POWER RELAY

FEATURES

- Outline dimension (29.2mm×12.8mm×20.9mm)
- 1 Form A (SPST) or 1 Form C (SPDT) contact arrangement
- Designed to meet cULus, TUV, CQC requirements
- 5,000VAC dielectric strength between coil and contact
- Sensitive and standard coils available
- Class F type
- RoHS compliance
- REACH SvHC compliance
- Halogen-Free type available Glow
- Glow wire type

UL File NO. E341422
TUV File NO. R50212872
CQC File NO. CQC11002062205



APPLICATION

Appliances, Power Supplier, Industrial Control

COIL PARAMETER

Coil voltage	5-48VDC	
Coil power	Sensitive	540mW
	Standard	720mW

COIL DATA @23°C

CHZ-LA2/LC2(540mW), Sensitive				
Nominal coil voltage (VDC)	Nominal Current (mA)	Coil Resistance (Ω)±10%	Operate Voltage (VDC Max.)	Release Voltage (VDC Min.)
5	103.1	48.5	3.75	0.25
6	88.2	68	4.50	0.30
9	58.1	155	6.75	0.45
12	44.4	270	9.00	0.60
18	30	600	13.50	0.90
24	21.8	1,100	18.00	1.20
48	10.9	4,400	36.00	2.40

CHZ-DA2/DC2(720mW), Standard				
Nominal coil voltage (VDC)	Nominal Current (mA)	Coil Resistance (Ω)±10%	Operate Voltage (VDC Max.)	Release Voltage (VDC Min.)
5	138.9	36	3.75	0.25
6	123.7	48.5	4.50	0.30
9	78.3	115.0	6.75	0.45
12	60.0	200	9.00	0.60
18	40.0	450	15.50	0.90
24	29.3	820	18.00	1.20
48	14.5	3,300	36.00	2.40

CONTACT DATA

Contact arrangement	1 Form A (SPST) / 1 Form C(SPDT)
Contact material	Ag Alloy
Initial contact resistance	100mΩ max.@6VDC, 1A
Max. switching voltage	250VAC/30V DC
Max. switching current	10A
Max. switching power	2500VA/300W
Contact rating (Resistive Load)	10A(N.O)/5A(N.C)250VAC 10A(N.O)/5A(N.C)30VDC
Mechanical endurance	10,000,000 ops Min.(no load)
Electrical endurance	100,000 ops Min.(rated load)
Minimum load (reference value)	100mA@5VDC

CHARACTERISTICS

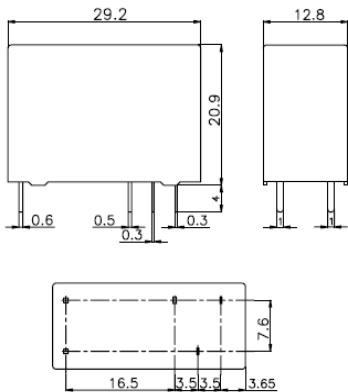
Operate voltage	75% of nominal voltage or less	
Release voltage	5% of nominal voltage or more	
Operate time (At nominal voltage)	20ms max.	
Release time (At nominal voltage)	8ms max.	
Insulation resistance	1,000 MΩ min. (at 500 VDC)	
Dielectric strength	Between coil and contacts	5,000 VAC, 50/60 Hz for 1 min
	Between open contacts	1,000 VAC, 50/60 Hz for 1 min
Surge voltage between coil and contacts	10,000V(1.2/50μs)	
Vibration resistance	Destruction	10 to 55 Hz., 1.5mm double amplitude
	Malfunction	10 to 55 Hz., 1.5mm double amplitude
Shock resistance	Destruction	1,000 m/s ² (100G approximately)
	Malfunction	100 m/s ² (10G approximately)
Ambient temperature	Operating: -40~+85°C (without icing or condensation)	
Ambient humidity	Operating: 20% to 85% RH	
Terminal	PCB terminals	
Enclosure (94V-0 Flammability Ratings)	V: Vented(Flux-tight, RTII)	
	S: Sealed(Wash-tight, RTIII)	
Weight	Approx. 13g	

ORDERING INFORMATION

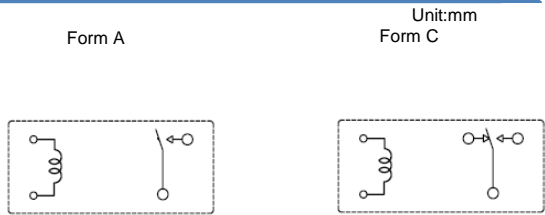
CHZ01 -V -1 12 D A 2 F '000

- 1. Product Family
- 2. Enclosure
V=Vented(Flux-tight, RTII)
S=Sealed(Wash-tight, RTIII)
- 3. Number of Poles
1=1 pole
- 4. Rated Coil Voltage
05=5VDC 06=6VDC 09=9VDC
12=12VDC 24=24VDC 48=48VDC
- 5. Coil Power
D = Standard(720mW)
L = Sensitive(540mW)
- 6. Contact Arrangement
A = Form A(SPST)
C = Form A(SPDT)
- 7. Contact Arrangement
2 =AgSnO
- 8. Insulation System Designation
F= Class F(155°C) (Blank)=Class A(105°C)
- 9. Additional numbers and /or letters
000-999, AAA-ZZZ, aaa-zzz or blank, which does not represent electrical changes, only for specific customer requirements

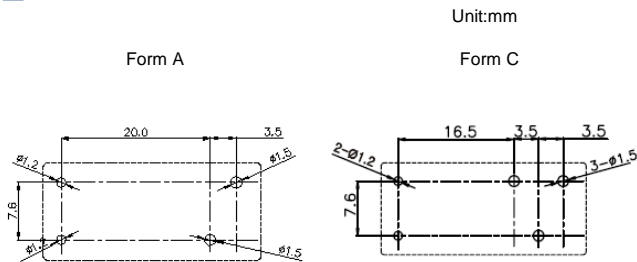
OUTLINE DIMENSION



WIRING DIAGRAMS (BOTTOM VIEWS)



PC BOARD LAYOUTS (BOTTOM VIEWS)



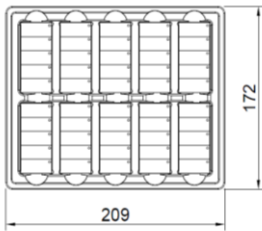
Remarks: 1)The reference tolerance in outline dimension:
 outline dimension ≤ 1 mm, reference tolerance is ± 0.2 mm;
 outline dimension > 1 mm and ≤ 5 mm, reference tolerance is ± 0.3 mm;
 outline dimension > 5 mm, reference tolerance is ± 0.5 mm.
 2)The reference tolerance for PC Board layout is ± 0.1 mm.

Typical products

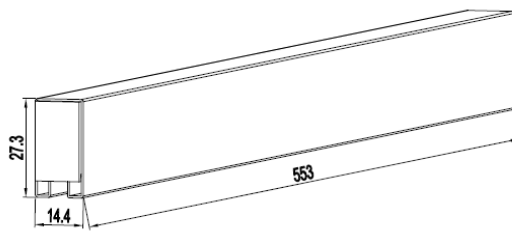
Product Description		Characteristic							
Product Name	Code	Coil Rated voltage	Contact material	Contact Load	Electrical endurance	Safety certification	Glow	Anti-explosio	Special Feature
CHZ01-V-1**DA2	000	3V,5V,6V,9V .12V,18V,24 V,48V	AgSnO ₂	10A @250VAC	100000ops.min	UL/cUL,TUV,CQC			
CHZ01-S-1**DA2	000								
CHZ01-V-1**LA2	000								
CHZ01-S-1**LA2	000								
CHZ01-V-1**DC2	300								
CHZ01-S-1**DC2	300								
CHZ01-V-1**DC2F	300			10A @250VAC(NO) 5A 250VAC(NC)					
CHZ01-S-1**DC2F	300								
CHZ01-V-1**LC2	300								
CHZ01-S-1**LC2	300								
CHZ01-V-1**LC2F	300								
CHZ01-S-1**LC2F	300								

Remarks: Special ordering for other requirements

Packaging Figure



50 pcs inside a box
1000pcs inside a carton



18 pcs inside a tube
1152 pcs inside a carton

