

- 1 Series name
- 2 Single output
- 3 Output wattage
- 4 Input voltage
- 5 Output voltage

**TRC Electronics, Inc.**  
 Authorized Stocking Distributor  
 Tel: 973.779.8282  
 Fax: 973.779.1490  
 Contact TRC for pricing,  
 stock, and technical assistance.  
[www.trcelectronics.com](http://www.trcelectronics.com)

MODEL	ZUS6053R3	ZUS60505	ZUS60512	ZUS60515	ZUS61205	ZUS61212	ZUS61215	ZUS62405	ZUS62412	ZUS62415	ZUS6483R3	ZUS64805	ZUS64812	ZUS64815	
MAX OUTPUT WATTAGE[W]	3.3	5	6	6	6	6	6	6	6	6	3.3	6	6	6	
DC OUTPUT	VOLTAGE[V]	3.3	5	12	15	5	12	15	5	12	15	3.3	5	12	15
	CURRENT[A]	1.0	1.0	0.5	0.4	1.2	0.5	0.4	1.2	0.5	0.4	1.0	1.2	0.5	0.4

## SPECIFICATIONS

	MODEL	- ZUS6053R3	ZUS60505	ZUS60512	ZUS60515	ZUS61205	ZUS61212	ZUS61215	ZUS62405	ZUS62412	ZUS62415	- ZUS6483R3	ZUS64805	ZUS64812	ZUS64815	
INPUT	VOLTAGE[V]	DC4.5 - 9				DC9 - 18			DC18 - 36			DC36 - 72				
	CURRENT[A]	*1 0.94typ	1.41typ	1.63typ	1.63typ	0.69typ	0.65typ	0.65typ	0.35typ	0.33typ	0.33typ	0.09typ	0.18typ	0.17typ	0.17typ	
	EFFICIENCY[%]	*1 70typ	71typ	74typ	74typ	73typ	78typ	78typ	73typ	78typ	78typ	73typ	73typ	78typ	78typ	
OUTPUT	VOLTAGE[V]	3.3	5	12	15	5	12	15	5	12	15	3.3	5	12	15	
	CURRENT[A]	1.0	1.0	0.5	0.4	1.2	0.5	0.4	1.2	0.5	0.4	1.0	1.2	0.5	0.4	
	LINE REGULATION[mV]	20max	20max	48max	60max	20max	48max	60max	20max	48max	60max	20max	20max	48max	60max	
	LOAD REGULATION[mV]	40max	40max	100max	120max	40max	100max	120max	40max	100max	120max	40max	40max	100max	120max	
	RIPPLE[mVp-p]	*2 80max	80max	120max	120max	80max	120max	120max	80max	120max	120max	80max	80max	120max	120max	
	RIPPLE NOISE[mVp-p]	*2 120max	120max	150max	150max	120max	150max	150max	120max	150max	150max	120max	120max	150max	150max	
	TEMPERATURE REGULATION[mV]	-20 to +55C	50max	50max	150max	180max	50max	150max	180max	50max	150max	180max	50max	50max	150max	180max
	DRIFT[mV]	*3 20max	20max	48max	60max	20max	48max	60max	20max	48max	60max	20max	20max	48max	60max	
	START-UP TIME[ms]	20max (Minimum input, Io=100%)														
	OUTPUT VOLTAGE ADJUSTMENT RANGE[V]	Fixed														
OUTPUT VOLTAGE SETTING[V]	3.20 - 3.47	4.85 - 5.25	11.40 - 12.60	14.25 - 15.75	4.85 - 5.25	11.40 - 12.60	14.25 - 15.75	4.85 - 5.25	11.40 - 12.60	14.25 - 15.75	3.20 - 3.47	4.85 - 5.25	11.40 - 12.60	14.25 - 15.75		
PROTECTION CIRCUIT	OVERCURRENT PROTECTION	Works over 105% of rating and recovers automatically														
ISOLATION	INPUT-OUTPUT	AC500V 1minute, Cutoff current = 10mA, DC500V 50MW min (20t 15C)														
	INPUT-CASE	AC500V 1minute, Cutoff current = 10mA, DC500V 50MW min (20t 15C)														
	OUTPUT-CASE	AC500V 1minute, Cutoff current = 10mA, DC500V 50MW min (20t 15C)														
ENVIRONMENT	OPERATING TEMP., HUMID. AND ALTITUDE	-20 to +71C, 20 - 95%RH (Non condensing) (Refer to DERATING CURVE), 3,000m (10,000feet) max														
	STORAGE TEMP., HUMID. AND ALTITUDE	-40 to +85C, 20 - 95%RH (Non condensing), 9,000m (30,000feet) max														
	VIBRATION	10 - 55Hz, 98.0m/s <sup>2</sup> (10G), 3minutes period, 60minutes each along X, Y and Z axis														
	IMPACT	490.3m/s <sup>2</sup> (50G), 11ms, once each X, Y and Z axis														
SAFETY	AGENCY APPROVALS	UL1950, EN60950, CSA C22.2 No.950 Complies with IEC60950														
OTHERS	CASE SIZE/WEIGHT	44.5×7×28mm (W×H×D) / 25g max														
	COOLING METHOD	Convection														

\* 1 Rated input, 5V, 12V, 24V or 48V DC, Io=100%

\* 2 Measured by 20MHz oscilloscope.

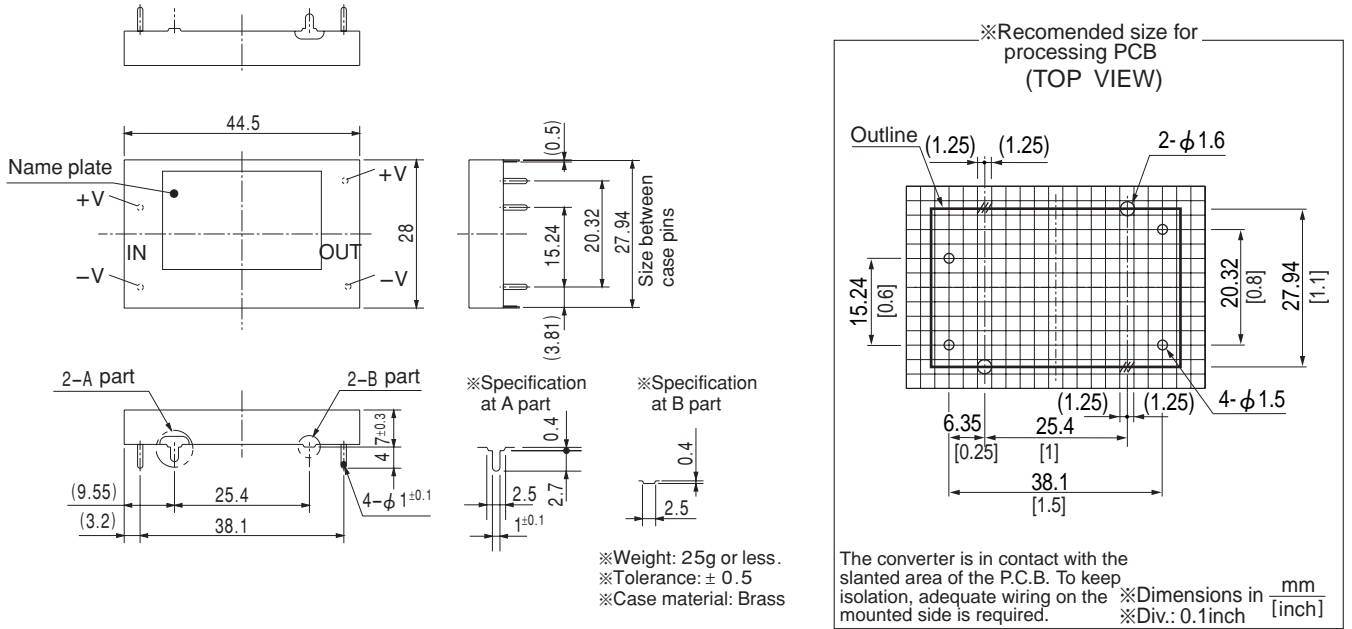
\* 3 The drift is a change at 25C of ambient temperature and 30 minutes - 8 hours after the in

put voltage applied at rated input/output.

\* Series/Parallel operation with other model is not possible.

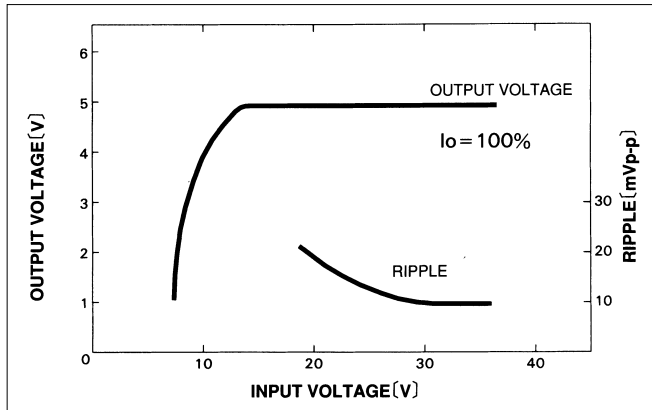
= marked models are pending for safety approvals. Consult with us for delivery.

External view

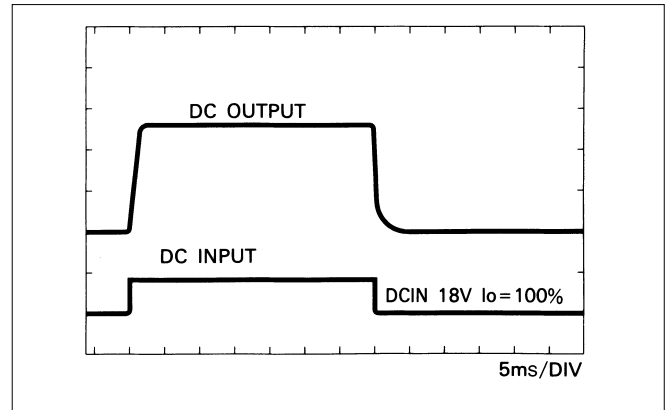


Performance data

■ STATIC CHARACTERISTICS (ZUS62405)

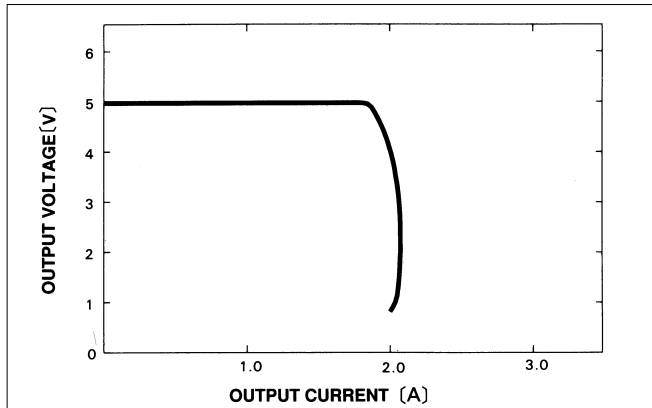


■ RISE TIME & FALL TIME (ZUS62405)



ZU/ZT

■ OVERCURRENT CHARACTERISTICS (ZUS62405)



■ DERATING CURVE

