

[Home](#) > Product Details

CDS600



Features

- Built-in Remote ON/OFF
- Mounting hole (M3 tapped)
- Ideal for distributed power systems
- Thin and small size
- Inverter operating monitoring (IOG)
- RoHS Compliant

Safety Agency Approvals

UL60950, C-UL, EN60950

CE Markings


Low Voltage Directive

5 year warranty(refer to Instruction Manual)

Model	Input Voltage [V]	Output Wattage [W]	DC Output [V/A]
CDS5002428H	DC 18 - 36	504	28V 18A
CDS6002412	DC 18 - 36	600	12.5V 48A
CDS6002412H	DC 20.5 - 36	600	12.5V 48A
CDS6002428	DC 18 - 36	616	28V 22A
CDS6002428H	DC 19 - 36	616	28V 22A
CDS6004812	DC 36 - 76	700	12.5V 56A
CDS6004828	DC 36 - 76	700	28V 25A

CDS500/600

CD
S
600
48
12
□
-□



- ① Series name
- ② Single output
- ③ Output wattage
- ④ Input voltage
24: DC18 - 36V
48: DC36 - 76V
- ⑤ Output voltage
- ⑥ H: High Efficiency
(24VIN Model only)
- ⑦ Optional
M: with Mounting hole
M3 tapped

MODEL	CDS5002428H	CDS6002412	CDS6002412H	CDS6002428	CDS6002428H	CDS6004812	CDS6004828
MAX OUTPUT WATTAGE[W]	504	600	600	616	616	700	700
DC OUTPUT	28V 18A	12.5V 48A	12.5V 48A	28V 22A	28V 22A	12.5V 56A	28V 25A

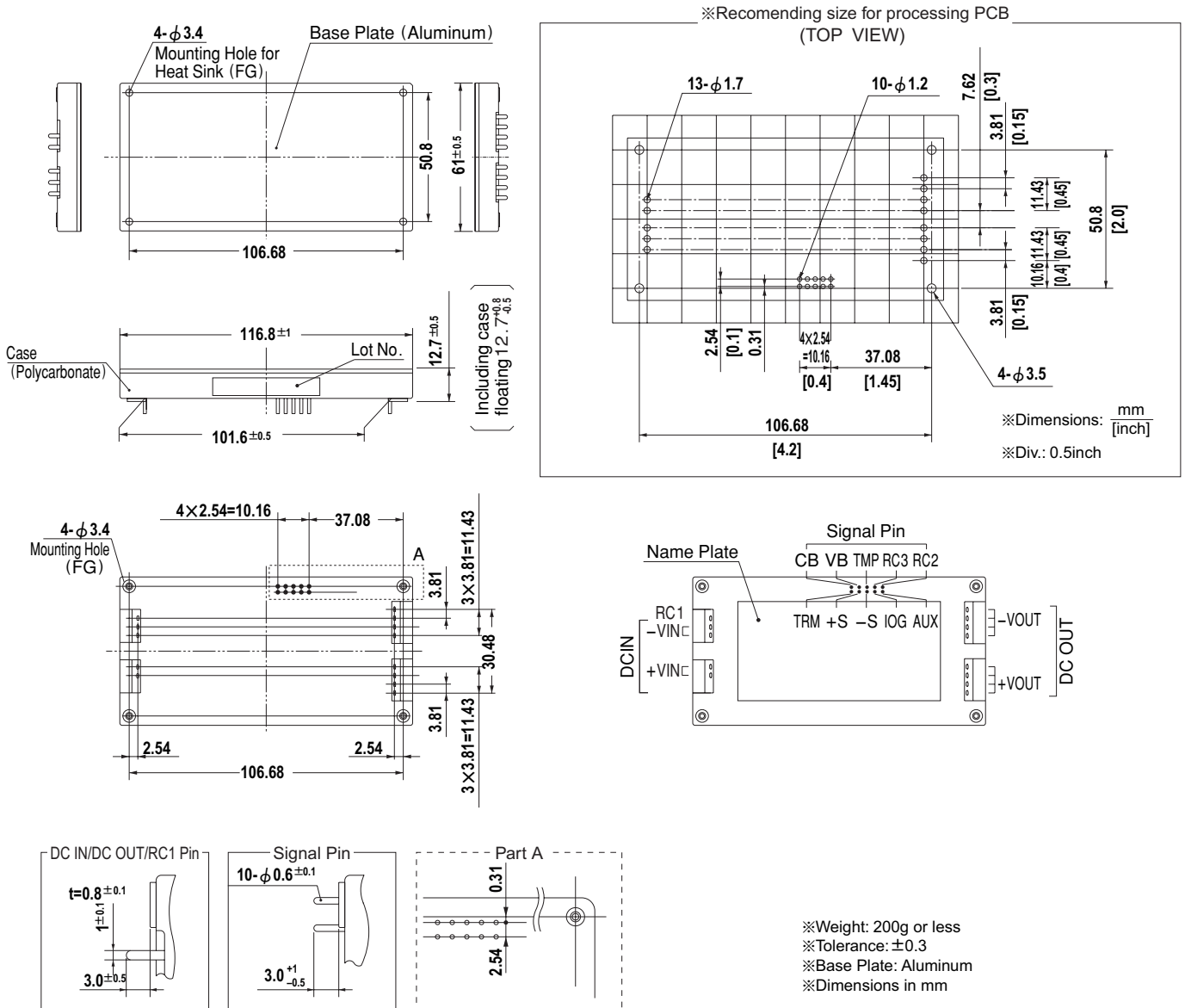
SPECIFICATIONS

	MODEL	CDS5002428H	CDS6002412	CDS6002412H	CDS6002428	CDS6002428H	CDS6004812	CDS6004828	
INPUT	VOLTAGE[V]	DC18 - 36		DC20.5 - 36	DC18 - 36	DC19 - 36	DC36 - 76		
	CURRENT[A]	*1 24typ	30typ	29typ	30typ	29typ	17typ	17typ	
	EFFICIENCY[%]	lo=100% 89typ(DCIN 24V)	83typ(DCIN 24V)	87typ(DCIN 24V)	86typ(DCIN 24V)	89typ(DCIN 24V)	89typ(DCIN 48V)	89typ(DCIN 48V)	
		lo=50% 90typ(DCIN 24V)	87typ(DCIN 24V)	90typ(DCIN 24V)	87typ(DCIN 24V)	90typ(DCIN 24V)	91typ(DCIN 48V)	90typ(DCIN 48V)	
OUTPUT	VOLTAGE[V]	28	12.5	12.5	28	28	12.5	28	
	CURRENT[A]	18	48	48	22	22	56	25	
	LINE REGULATION[mV]	95max	40max	40max	95max	95max	40max	95max	
	LOAD REGULATION[mV]	190max	100max	100max	190max	190max	100max	190max	
	RIPPLE[mVp-p]	0 to +85°C *2	120max	120max	120max	120max	120max	120max	120max
		-20 - 0°C *2	160max	160max	160max	160max	160max	160max	160max
	RIPPLE NOISE[mVp-p]	0 to +85°C *2	150max	150max	150max	150max	150max	150max	150max
		-20 - 0°C *2	180max	180max	180max	180max	180max	180max	180max
	TEMPERATURE REGULATION[mV]	0 to +65°C	280max	120max	120max	280max	280max	120max	280max
		-20 to +85°C	480max	200max	200max	480max	480max	200max	480max
DRIFT[mV]	*3 90max	40max	40max	90max	90max	40max	90max		
START-UP TIME[ms]	200max (DCIN 24V, Io=100%)						200max (DCIN 48V, Io=100%)		
OUTPUT VOLTAGE ADJUSTMENT RANGE[V]	Fixed (TRM pin open), 80 - 110% adjustable by external VR or external voltage								
	22.40 - 32.00 *4 *5	10.00 - 13.75	10.00 - 13.75 *5	22.40 - 30.80	22.40 - 32.00 *4 *5	10.00 - 13.75	22.40 - 32.00 *4		
OUTPUT VOLTAGE SETTING[V]	27.72 - 28.28 *6	12.00 - 13.00	12.00 - 13.00	26.88 - 29.12	26.88 - 29.12	12.00 - 13.00	26.88 - 29.12		
OVERCURRENT PROTECTION	Works over 105% of rating and recovers automatically								
OVERVOLTAGE PROTECTION[V]	33.00 - 39.20	14.35 - 17.50		33.00 - 39.20		14.35 - 17.50	33.00 - 39.20		
REMOTE SENSING	Provided								
REMOTE ON/OFF	Provided (On both side of input and output)								
INPUT-OUTPUT	AC500V 1minute, Cutoff current = 10mA, DC500V 50MΩ min (20±15°C)								
INPUT-FG	AC500V 1minute, Cutoff current = 10mA, DC500V 50MΩ min (20±15°C)								
OUTPUT-FG	AC500V 1minute, Cutoff current = 100mA, DC500V 50MΩ min (20±15°C)								
OUTPUT-RC2,RC3	AC100V 1minute, Cutoff current = 100mA, DC100V 10MΩ min (20±15°C)								
OPERATING TEMP., HUMID. AND ALTITUDE *7	-20 to +85°C (On aluminum base plate), 20 - 95%RH (Non condensing) (Refer to DERATING CURVE), 3,000m (10,000feet) max								
STORAGE TEMP., HUMID. AND ALTITUDE	-40 to +85°C, 20 - 95%RH (Non condensing), 9,000m (30,000feet) max								
VIBRATION	10 - 55Hz, 49.0m/s ² (5G) 3minutes period, 60minutes each along X, Y and Z axis								
IMPACT	196.1m/s ² (20G), 11ms, once each X, Y and Z axis								
AGENCY APPROVALS	UL60950-1, C-UL, EN60950-1								
CASE SIZE/WEIGHT	61 × 12.7 × 116.8mm (W × H × D) / 200g max								
COOLING METHOD	Conduction cooling (e.g. heat radiation from the aluminum base plate to the attached heat sink)								

*1 At rated input(DC24,DC48V) and rated load.
 *2 Ripple and ripple noise is measured by using measuring board with recommended capacitor Co & the film capacitor 0.1 μF.
 Measured by 20MHz oscilloscope or Ripple-Noise meter (Equivalent to KEISOKU-GIKEN:RM101).
 *3 Drift is the change in DC output for an eight hour period after a half-hour warm-up at 25°C, with the input voltage held constant at the rated input/output.

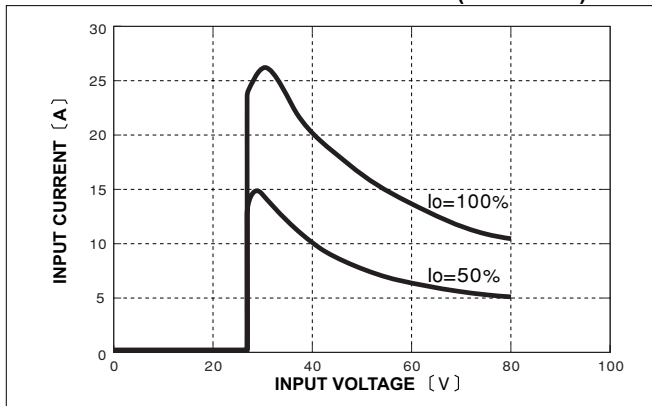
*4 CDS5002428H,CDS6002428H,CDS6004828:Output voltage adjustment range is 80 - 114.3%.
 *5 CDS5002428H,CDS6002412H,CDS6002428H:When the output voltage adjustment range is 101% or more,the input voltage range is limited(Refer to Instruction Manual).
 *6 Aluminum baseplate temperature Tc=25°C
 *7 Please consult us in regard to use from -40°C.

External view



Performance data

INPUT CURRENT CHARACTERISTICS (CDS60048)



EFFICIENCY CHARACTERISTICS (CDS60048)

