

## Part Numbering System

Series	Terminal Style	Base/End	Poles	Screw Options	Options
<b>A4</b>					
<b>B4</b>					
<b>A4</b> - standard	<b>00</b> - screw top; stud bottom	<b>*1</b> - flat base/ mount end		Blank - std. screw	<b>A1 to A9</b> - 0.250" QC
<b>B4</b> - barrier (only available in 84 terminal style)	<b>01</b> - screw top; solder bottom	<b>3</b> - insulator base- (not available in 03 terminal style)		<b>00</b> - screws shipped bulk	<b>†CW</b> - cup washer (pg 20)
	<b>02</b> - #8 screw top; 0.250" QC bottom	<b>5</b> - closed base/ mount end (available in 03 terminal only)		<b>04</b> - brass nickel-plated	<b>J301</b> - flat slip-on jumper (2 position only)
	<b>03</b> - screw top only			<b>07</b> - steel SEMS zinc plated (not available with hardware options; not available on A4003, A4803, A4813, A4843, B4843)	<b>L1 to L6</b> marking options (pg 22)
	<b>04</b> - #10 screw top; solder term. b.				<b>S1 &amp; S2</b> - solder lugs/flat
	<b>05</b> - #10 screw top; 0.250" QC bottom				
	<b>80</b> - screw top; stud bottom #10-32 top, #8-32 bottom insulated base				
	<b>81</b> - screw top; solder turret bottom #10-32				
	<b>84</b> - screw top; screw bottom #10-32				
	<b>95</b> - stud top; stud bottom #10-32				

\*Available in 01, 02, 04 & 05 terminal style only.

† Available only on A4003, A4803, A4843, A4953 & B4843.

Terminal Blocks: Single & Double Row

EuroMag Series

Terminal Blocks: Base & Rail Mount

Power Distribution Blocks

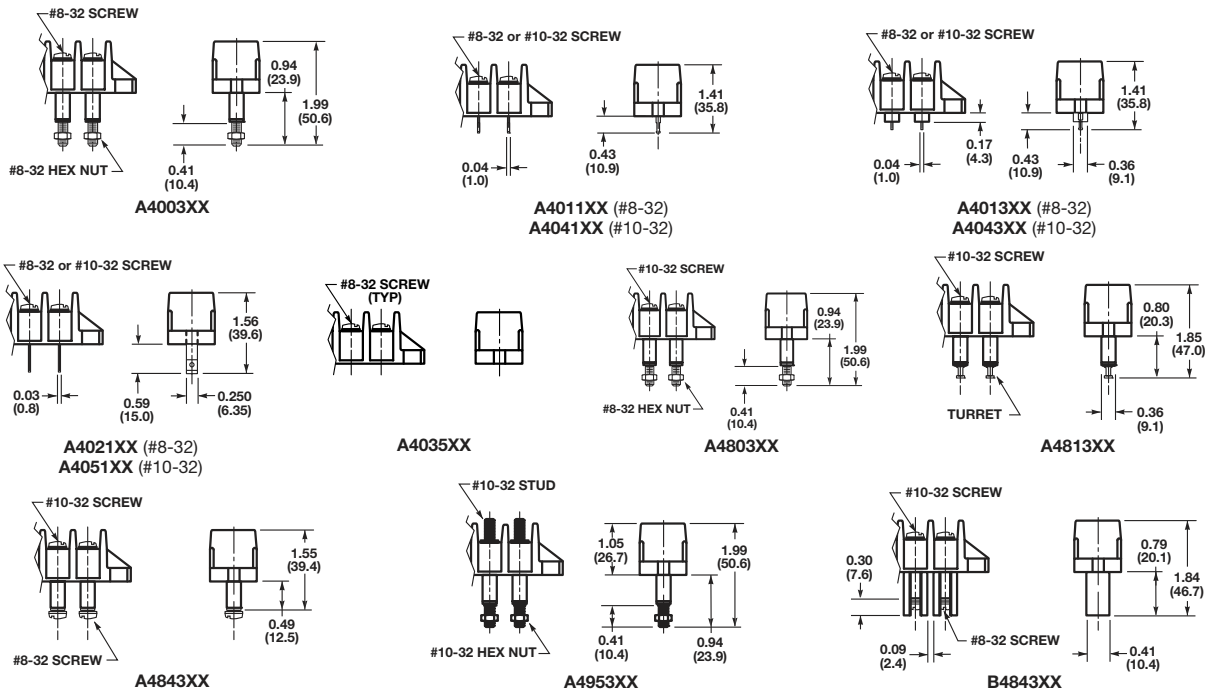
Wire Management Products

Edge Connectors, One-Strided Boards

Compliance References

## Terminal Styles

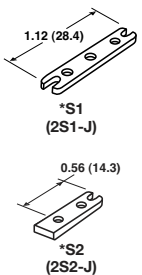
Inches (Millimeters)



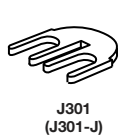
## Hardware Options (Bulk ordering part numbers are in parentheses.)

Inches (Millimeters)

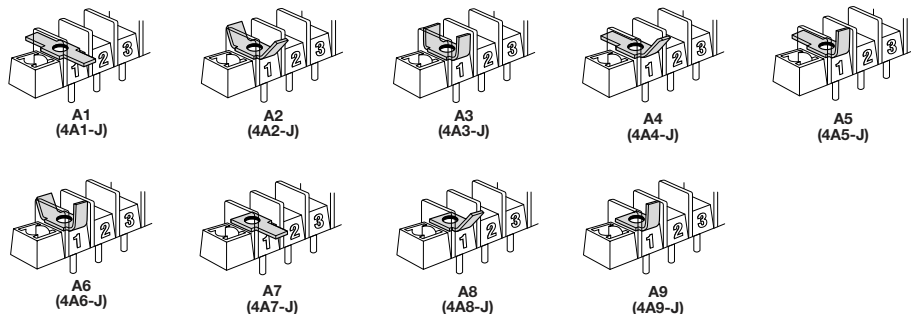
### Solder Lugs



### Jumpers



### Quick Connects Blade Width A = 0.250". (f or other orientations, contact factory)



\*Not available for A4843