



Features

- Low on resistance 8 ohms
- Breakdown voltage 350V minimum
- High input impedance
- Low input and output leakage
- Small package size SOT-223
- PC Card (PCMCIA) Compatible
- PCB Space and Cost Savings

Applications

- Support Component for LITELINK™ Data Access Arrangement (DAA)
- Telecom

Description

The CPC5602C is an “N” channel depletion mode Field Effect Transistor (FET) that utilizes Clare’s proprietary third generation vertical DMOS process. The third generation process realizes world class, high voltage MOSFET performance in an economical silicon gate process. The vertical DMOS process yields a highly reliable device particularly in difficult application environments such as telecommunications.

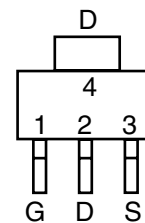
One of the primary applications for the CPC5602C is as a linear regulator/ hook switch for the LITELINK™ family of Data Access Arrangements (DAA) Devices CPC5610A, CPC5611A, CPC5620A, CPC5621A, and CPC5622A.

The CPC5602C has a typical on-resistance of 8Ω, a breakdown voltage exceeding 350V and is available in an SOT-223 package. As with all MOS devices, the FET structure prevents thermal runaway and thermal-induced secondary breakdown.

Ordering Information

Part #	Description
CPC5602C	N-Channel Depletion Mode FET, SOT-223 Package (80/tube)
CPC5602CTR	N-Channel Depletion Mode FET, SOT-223 Package Tape and Reel (1000/reel)

Package Pinout



Pin #	Name
1	GATE
2	DRAIN
3	SOURCE
4	DRAIN

Absolute Maximum Ratings (@ 25° C)

Parameter	Min	Max	Units
V _{DS} Voltage	-	350	V
Total Package Dissipation	-	2.5	W
Operational Temperature	-40	+85	°C
Storage Temperature	-40	+125	°C

Absolute Maximum Ratings are stress ratings. Stresses in excess of these ratings can cause permanent damage to the device. Functional operation of the device at conditions beyond those indicated in the operational sections of this data sheet is not implied.

Electrical Characteristics (@25°C unless otherwise specified)

Parameter	Symbol	Conditions	Min	Typ	Max	Units
Breakdown Voltage	V _{(BR)DS}	-	350	-	-	V
Gate-to-Source Off Voltage	V _{GS(off)}	I _D = 2μA, V _{DS} = 10V, V _{DS} = 100V	-3.6	-	-2.0	V
Drain-to-Source Leakage Current	I _{DS(off)}	V _{GS} = -5V, V _{DS} = 190V	-	-	20	nA
		V _{GS} = -5V, V _{DS} = 350V	-	-	1	μA
Drain Current	I _D	V _{GS} = -2.7V, V _{DS} = 5V, V _{DS} = 50V	-	-	5	mA
		V _{GS} = -0.57V, V _{DS} = 5V	130	-	-	mA
On Resistance	R _{DS(on)}	V _{GS} = -0.35V, I _{DS} = 50mA	-	8	14	Ω
Gate Leakage Current	I _{GSS}	V _{GS} = 10V, V _{GS} = -10V	-	-	0.1	μA
Gate Capacitance	C _{ISS}	V _{DS} = V _{GS} = 0V	-	-	300	pF

Thermal Characteristics

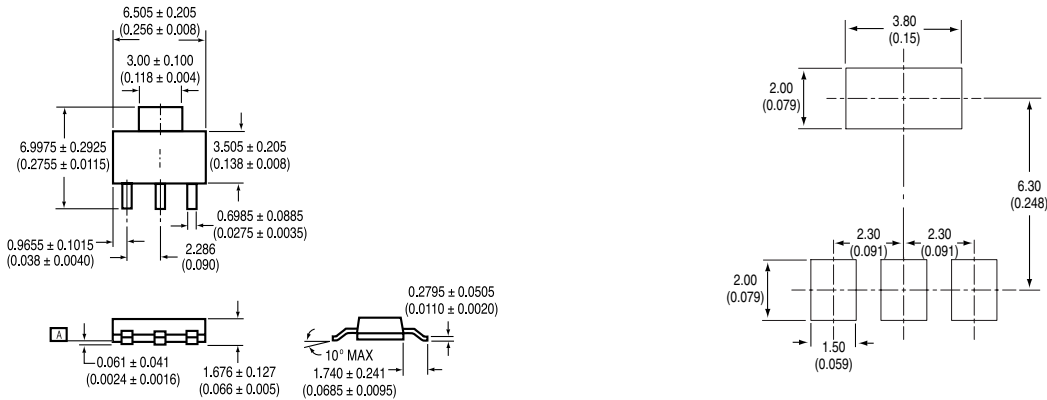
Parameter	Symbol	Conditions	Min	Typ	Max	Units
Thermal Resistance	R _{θJC}	-	-	-	14	°C/W

Manufacturing Information

Soldering

Recommended soldering processes are limited to 245°C component body temperature for 10 seconds.

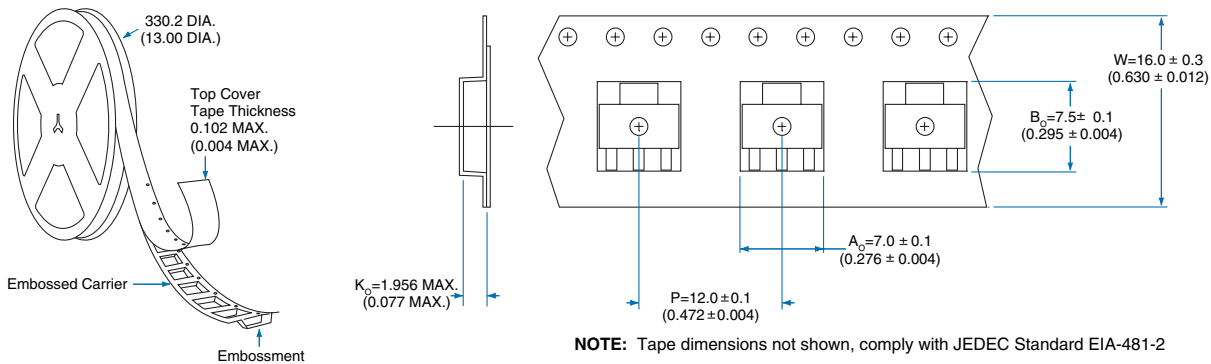
MECHANICAL DIMENSIONS



Coplaner to **A** $0.08/(0.003)$ 4 PL.

Note: Values are typical except where noted.

Tape and Reel Packaging for the SOT-223



DIMENSIONS:
mm
(inches)

For additional information please visit our website at: www.clare.com

Clare, Inc. makes no representations or warranties with respect to the accuracy or completeness of the contents of this publication and reserves the right to make changes to specifications and product descriptions at any time without notice. Neither circuit patent licenses nor indemnity are expressed or implied. Except as set forth in Clare's Standard Terms and Conditions of Sale, Clare, Inc. assumes no liability whatsoever, and disclaims any express or implied warranty, relating to its products including, but not limited to, the implied warranty of merchantability, fitness for a particular purpose, or infringement of any intellectual property right.

The products described in this document are not designed, intended, authorized or warranted for use as components in systems intended for surgical implant into the body, or in other applications intended to support or sustain life, or where malfunction of Clare's product may result in direct physical harm, injury, or death to a person or severe property or environmental damage. Clare, Inc. reserves the right to discontinue or make changes to its products at any time without notice.