

# DA Series Miniature Single Pole Rocker Switches

## Features/Benefits

- Nice actuator styling with multiple options
- Guards to prevent accidental actuation
- Momentary and maintained functions
- IP65 splash proof rubber boot option
- RoHS compliant



## Typical Applications

- Small appliances
- Computers and peripherals
- Medical instrumentation



## Specifications

CONTACT RATING:  
 UL/CSA: 16 AMPS @ 125 VAC, 1/3 HP;  
 10 AMPS @ 250 VAC, 1/2 HP.  
 VDE: 10 AMPS @ 125 VAC, 6 AMPS @ 250 VAC.  
 ELECTRICAL LIFE: 10,000 make and break cycles at full load.  
 INSULATION RESISTANCE:  $10^8 \Omega$  min.  
 DIELECTRIC STRENGTH: 1,500 VRMS @ sea level.  
 OPERATING TEMPERATURE: -20°C to +85°C

## Materials

HOUSING AND ACTUATOR: 6/6 nylon (UL94V-2), black, matte finish.  
 ILLUMINATED ACTUATOR: Polycarbonate, matte finish.  
 CENTER CONTACTS: Silver plated, copper alloy.  
 END CONTACTS: Silver plated AgSnO<sub>2</sub>InO<sub>3</sub>.  
 ALL TERMINALS: Silver plated, copper alloy.

**NOTE:** Specifications and materials listed above are for switches with standard options. For information on specific and custom switches, consult Customer Service Center.

## Build-A-Switch

To order, simply select desired option from each category and place in the appropriate box. Available options are shown and described on pages G-58 through G-60. For additional options not shown in catalog, consult Customer Service Center.

<input type="checkbox"/> <input type="checkbox"/> <input type="checkbox"/> <input type="checkbox"/> <input type="checkbox"/> <input type="checkbox"/> <input type="checkbox"/> <input type="checkbox"/> <input type="checkbox"/> <input type="checkbox"/> <input type="checkbox"/> <input type="checkbox"/>	
<b>Switch Function</b> <b>DA101</b> SPDT On-None-On <b>DA102</b> SPST On-None-Off <b>DA103</b> SPDT On-Off-On <b>DA12*</b> SPST On-None-Off	<b>Actuator</b> <b>J1</b> Rocker <b>J2</b> Two-tone rocker <b>J3</b> Illuminated rocker <b>J4</b> Circle, illuminated rocker <b>J5</b> Oval, illuminated rocker  <b>Actuator Color</b> <b>1-5</b> See Chart on Page G-59 <b>R</b> Red, illuminated <b>A</b> Amber, illuminated <b>G</b> Green, illuminated
<b>Mounting Style/Color</b> <b>S2</b> Snap-in, black <b>S1</b> Snap-in, white <b>B2</b> Recessed snap-in bracket, black <b>G2</b> Guard, black	<b>Termination</b> <b>15</b> .187" quick connect <b>17</b> Solder lug <b>02</b> Thru-hole <b>A</b> Right angle
<b>Actuator Marking</b> <b>(NONE)</b> No marking <b>D</b> ON-OFF <b>H</b> "O I" - international ON-OFF <b>N</b> Large dot <b>P</b> "O -" international ON-OFF	<b>Contact Rating</b> <b>QF</b> Silver
<b>Lamp Rating</b> <b>(NONE)</b> No lamp <b>6</b> LED <b>7</b> 125 VAC neon <b>8</b> 250 VAC neon	

\* DA12 — for switches with both marking and illumination

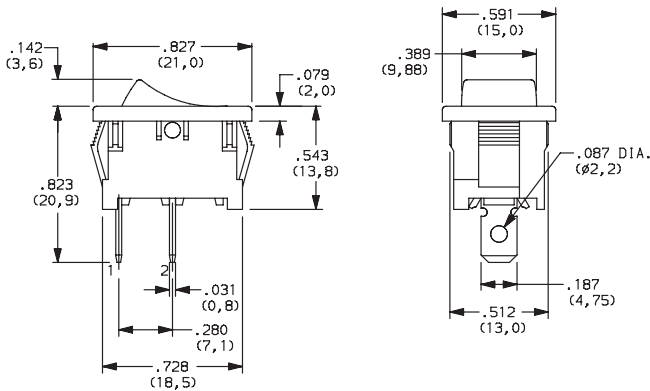


# DA Series Miniature Single Pole Rocker Switches

## SWITCH FUNCTION

NO. POLES	MODEL NO.	SWITCH FUNCTION			CONNECTED TERMINALS			SCHEMATIC
	<b>DA101</b>	ON	NONE	ON				
SP	<b>DA102</b>	ON	NONE	OFF	2-3	N/A	2-1	
	<b>DA103</b>	ON	OFF	ON				For 7 & 8 Illuminated Versions Only
	<b>DA12 *</b>	ON	NONE	OFF				For 6 Illuminated Versions Only

\* DA12 - for switches with both marking and illumination

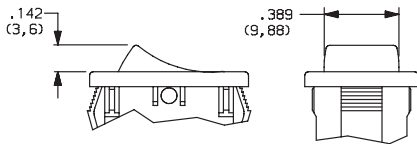


Shown in Pos. 1

## ACTUATOR

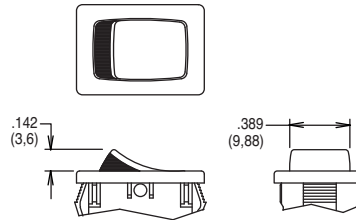
**J1** ROCKER

**J3** ILLUMINATED ROCKER



**NOTE:** J3 actuator available with DA102 & DA12 switch functions, 7&8 lamp ratings and not available with O2 and A termination options.

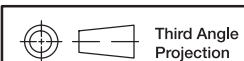
**J2** TWO-TONE ROCKER



**NOTE:**

1. Available with DA102 switch function only.
2. Available with None or P actuator marking options only.

Rocker



Third Angle Projection

Dimensions are shown: Inches (mm)  
Specifications and dimensions subject to change



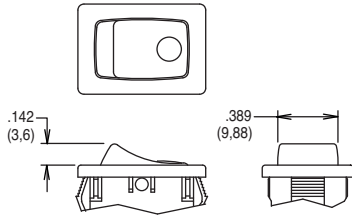
G

**C&K**

# DA Series Miniature Single Pole Rocker Switches

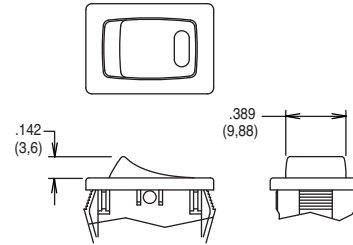
## ACTUATOR

### J4 CIRCLE, ILLUMINATED ROCKER



**NOTE:** Available with DA102 switch function and 7 & 8 lamp ratings combinations only. Not available with O2 and A termination options.

### J5 OVAL, ILLUMINATED ROCKER



**NOTE:** Available with DA102 switch function and 6 lamp rating combinations only. Not available with O2 and A termination options.

## ACTUATOR COLOR

	OPTION CODE	ACTUATOR COLOR
For J1 only	2	BLACK
	1	WHITE
	3	RED
For J3, J4, J5 only	R	RED, ILLUMINATED
	A	AMBER, ILLUMINATED
	G	GREEN, ILLUMINATED

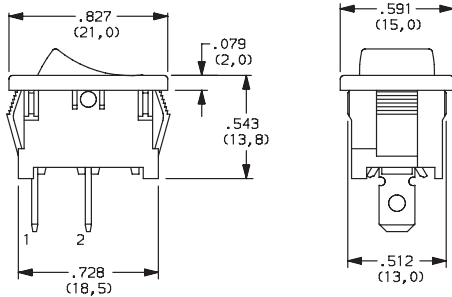
OPTION CODE	ACTUATOR COLOR	
	TOP	BOTTOM
1	WHITE	RED
2	WHITE	BLACK
3	RED	WHITE
4	BLACK	WHITE
5	BLACK	RED

J2 actuator only

## MOUNTING STYLE/COLOR

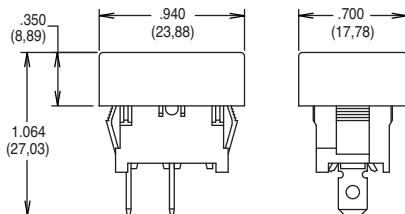
### S2 SNAP-IN, BLACK

### S1 SNAP-IN, WHITE



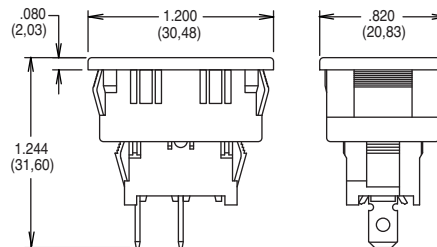
Actuator shown in Pos. 1

### G2 GUARD, BLACK



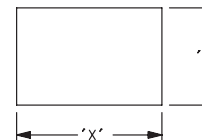
**NOTE:** Available with DA10X switch functions only.

### B2 RECESSED SNAP-IN BRACKET, BLACK



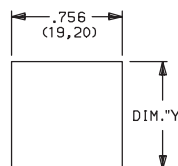
**NOTE:** Available with DA10X switch functions only.

#### S2, S1 & G2 PANEL MOUNTING



PANEL THICKNESS	"X"	"Y"
0.030-0.049 (0,75-1,25)	0.756-.004 (19,2-0,1)	0.512+.004 (13,0+0,1)
0.049-0.079 (1,25-2,0)	0.764-.004 (19,4-0,1)	0.512+.004 (13,0+0,1)
0.079-0.118 (2,0-3,0)	0.779-.004 (19,8-0,1)	0.512+.004 (13,0+0,1)

#### B2 PANEL MOUNTING



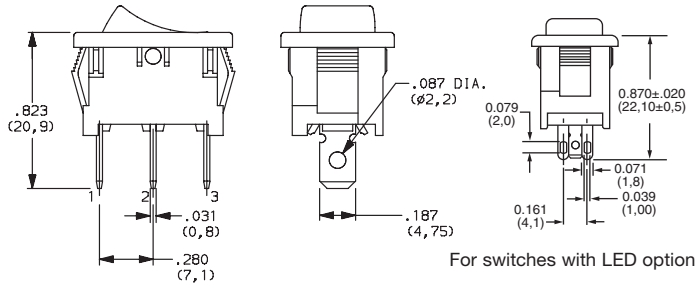
PANEL THICKNESS	"Y"
0.030-0.049 (0,75-0,25)	1.068 (27,13)
0.049-0.079 (1,25-2,0)	1.076 (27,33)
0.079-0.118 (2,0-3,0)	1.092 (27,74)



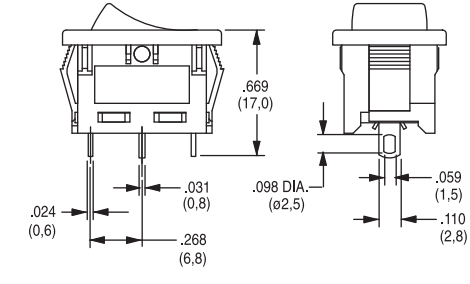
# DA Series Miniature Single Pole Rocker Switches

## TERMINATION

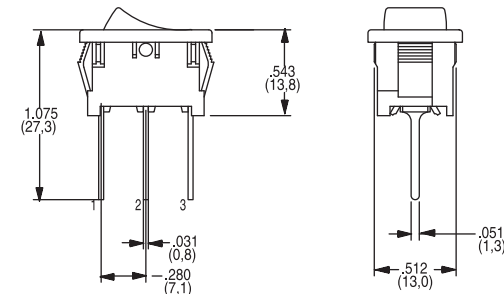
### 15 .187" QUICK CONNECT



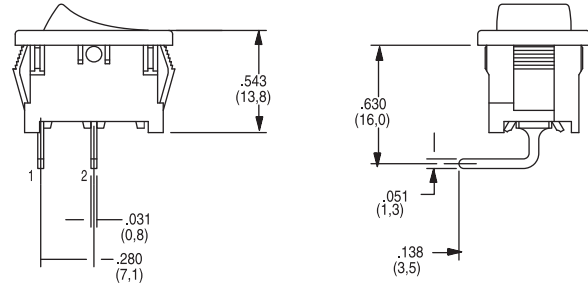
### 17 SOLDER LUG



### 02\* THRU-HOLE



### A\* RIGHT ANGLE



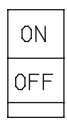
\* NOTE - O2 and A termination options not offered with J3, J4 or J5 actuator options.

## ACTUATOR MARKING

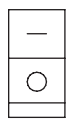
### NONE NO MARKING



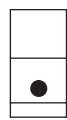
### D ON-OFF



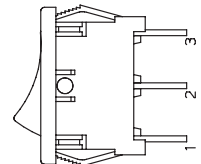
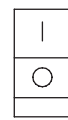
### H O I



### N LARGE DOT



### P O -



All models shown in Pos. 1

NOTE: Orientation of actuator marking and terminals.

## CONTACT MATERIAL

OPTION CODE	CONTACT AND TERMINAL MATERIAL	RATINGS	
QF	SILVER	POWER	16 AMPS @ 125 VAC; 1/3 HP; 10 AMPS @ 250 VAC; 1/2 (UL/CSA), 10 AMPS @ 125 VAC, 6 AMPS @ 250 VAC (VDE)

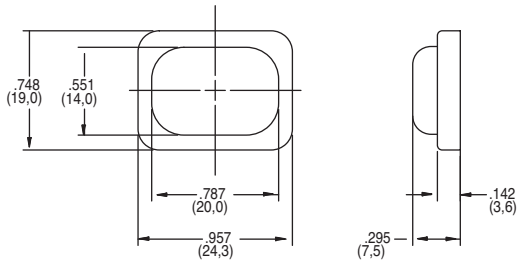
\* Note: See Technical Data section of this catalog for RoHS compliant and compatible definitions and specifications.

## LAMP RATING

- (NONE) NO LAMP
- 6 LED RATING @ 10 mA  $V_f=1.85V$
- 7 125 VAC 33kΩ NEON
- 8 250 VAC 150kΩ NEON

## ACCESSORIES

### 216C00000 IP65 SPLASH PROOF RUBBER BOOT



Third Angle Projection  
Dimensions are shown: Inches (mm)  
Specifications and dimensions subject to change

Rocker

