

GS Series Sealed Ultraminiature Slide Switches

Features/Benefits

- Ultraminiature design saves PCB space
- Sealed construction, process compatible with most PCB wash processes
- Available in thru-hole and surface mount
- Long life contact design
- RoHS compliant

Typical Applications

- Computer peripherals & network products
- Test & measurement equipment
- Telephone & cable modems



Specifications

CONTACT RATING: 0.4 VA max. @ 20 V AC or DC max.

MECHANICAL & ELECTRICAL LIFE: 40,000 make-and-break cycles at full load.

CONTACT RESISTANCE: Below 50 mΩ typ. initial @ 2-4 V DC, 100 mA.

INSULATION RESISTANCE: 10⁹ Ω min.

DIELECTRIC STRENGTH: 500 Vrms min. @ sea level.

STORAGE & OPERATING TEMPERATURE: -30°C to 85°C.

SOLDERABILITY: Per MIL-STD-202F method 208D, or EIA RS-186E method 9 (1 hour steam aging).

PACKAGING: Switches available in embossed anti-static tape and reels per EIA 481A. Some models available on embossed anti-static tape and reels per EIA 481-3, consult Customer Service Center.

Materials

HOUSING & BASE: Glass filled 6/6 or 4/6, flame retardant, heat stabilized (UL 94V-0).

ACTUATOR: Polyetherimide PEI (UL 94V-0), with standard internal seal.

SWITCH SUPPORT: Brass, matte-tin plated.

MOVABLE CONTACT: Copper with gold plate over nickel plate.

STATIONARY CONTACTS: Copper alloy, with gold plate over nickel plate.

TERMINALS: Copper alloy, with gold plate over nickel plate.

TERMINAL SEAL: Epoxy. All terminals insert molded.

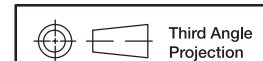
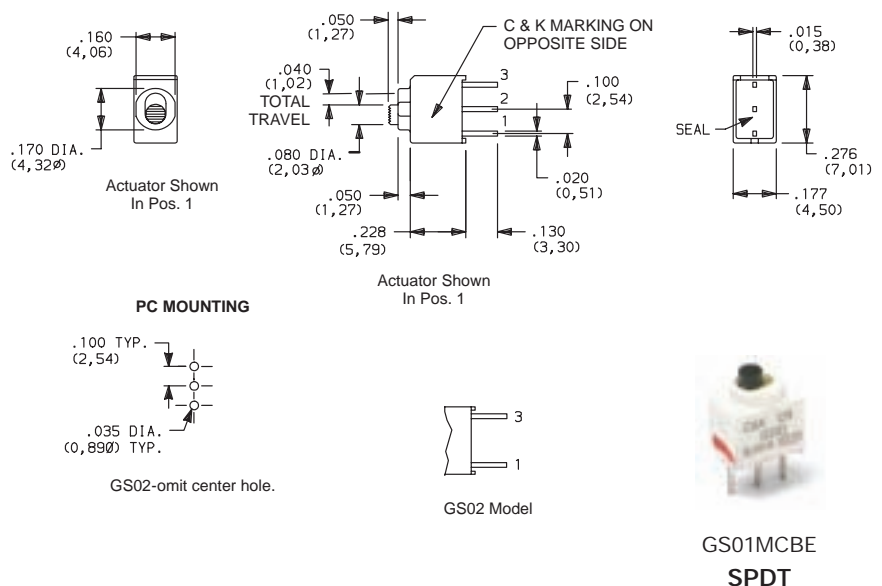
NOTE: All models are RoHS compliant and compatible with all options.

NOTE: Specifications and materials listed above are for switches with standard options. For information on specific and custom switches, consult Customer Service Center.

How To Order

Complete part numbers for GS Series Sealed Ultraminiature Slide Switches are shown below and on page J-18.

PART NUMBER	SWITCH FUNCTION		SCHEMATIC
	POS. 1	POS. 2	
GS01MCBE	ON	ON	 SPDT
Conn. Terms.	2-1	2-3	
GS02MCBE	OFF	ON	 SPST
Conn. Terms.	OPEN	3-1	
GS04MCBE	ON	OFF	 SPST
Conn. Terms.	1-3	OPEN	

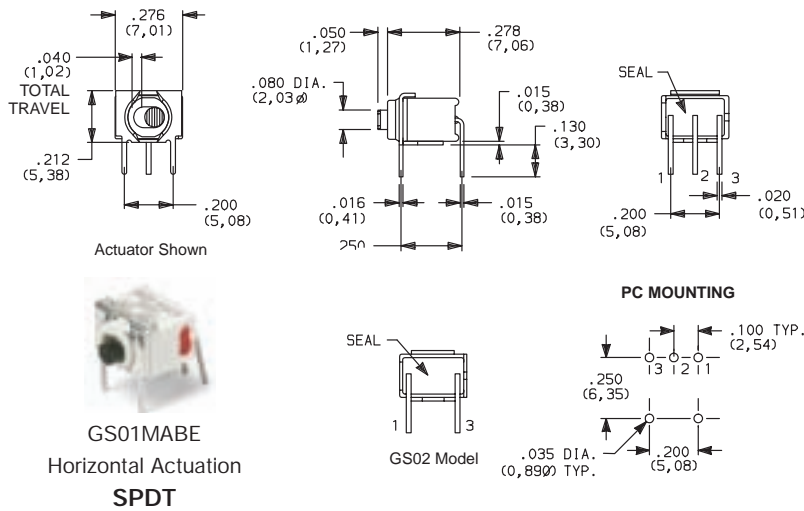


Dimensions are shown: Inch (mm)
Specifications and dimensions subject to change

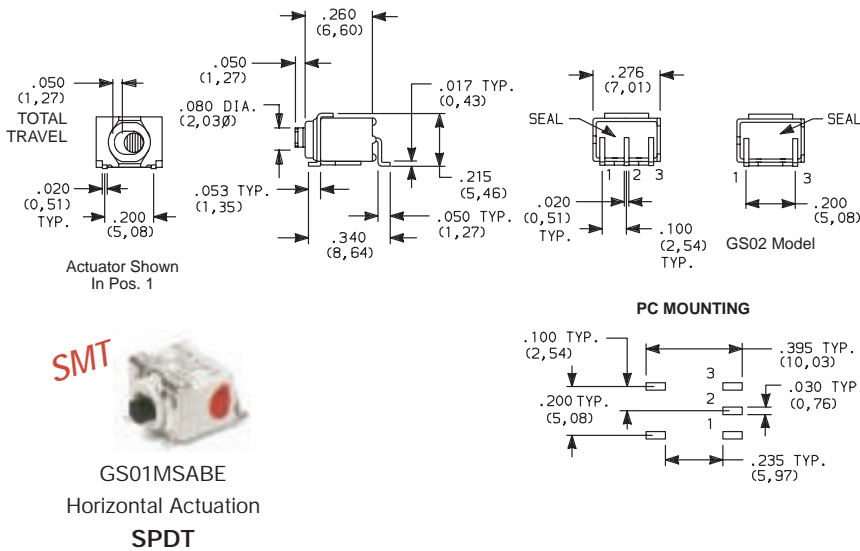


Slide

GS Series Sealed Ultraminiature Slide Switches



PART NUMBER	SWITCH FUNCTION		SCHEMATIC
	POS. 1	POS. 2	
GS01MABE	ON	ON	 SPDT
Conn. Terms.	2-1	2-3	
GS02MABE	OFF	ON	 SPST
Conn. Terms.	OPEN	3-1	
GS04MABE	ON	OFF	 SPST
Conn. Terms.	1-3	OPEN	

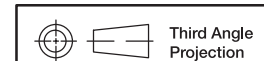
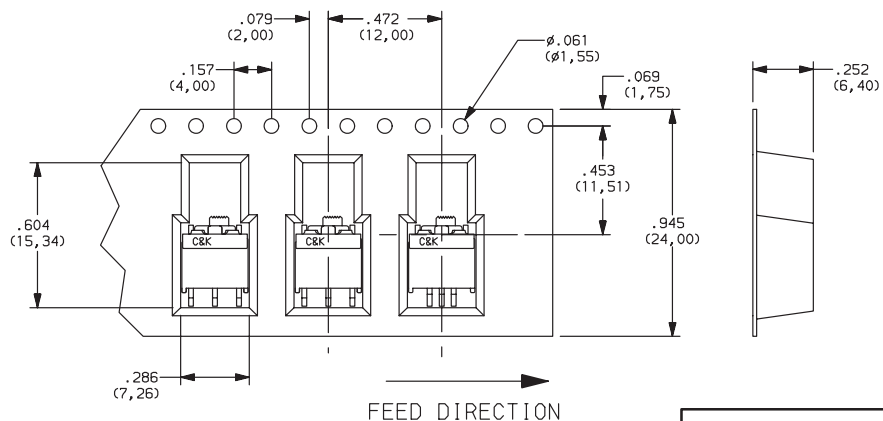


PART NUMBER	SWITCH FUNCTION		SCHEMATIC
	POS. 1	POS. 2	
GS01MSABE	ON	ON	 SPDT
Conn. Terms.	2-1	2-3	
GS02MSABE	OFF	ON	 SPST
Conn. Terms.	OPEN	3-1	
GS04MSABE	ON	OFF	 SPST
Conn. Terms.	1-3	OPEN	

TAPE & REEL

FOR PART NUMBERS GS01MSABE, GS02MSABE, GS04MSABE

REEL INFORMATION	
OUTSIDE DIAMETER	13.00 (330,0)
PILOT HOLE	.512 (13,0)
QUANTITY PER REEL	600



Dimensions are shown: Inch (mm)
Specifications and dimensions subject to change

