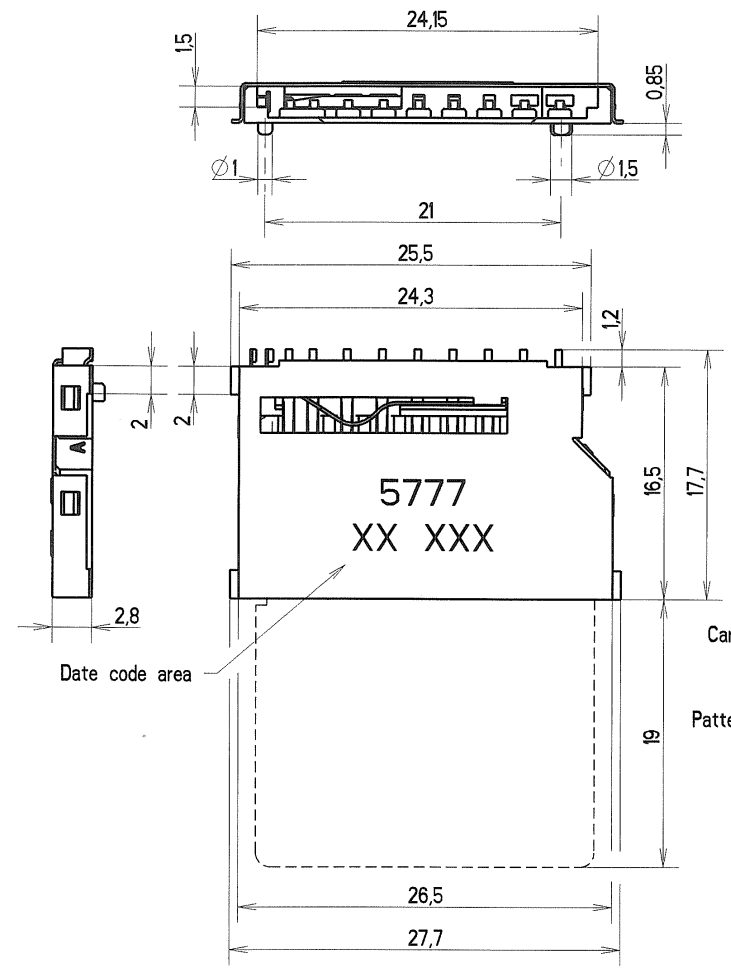
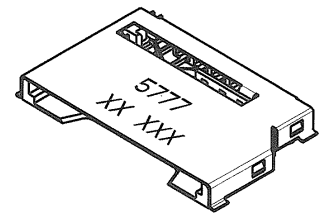
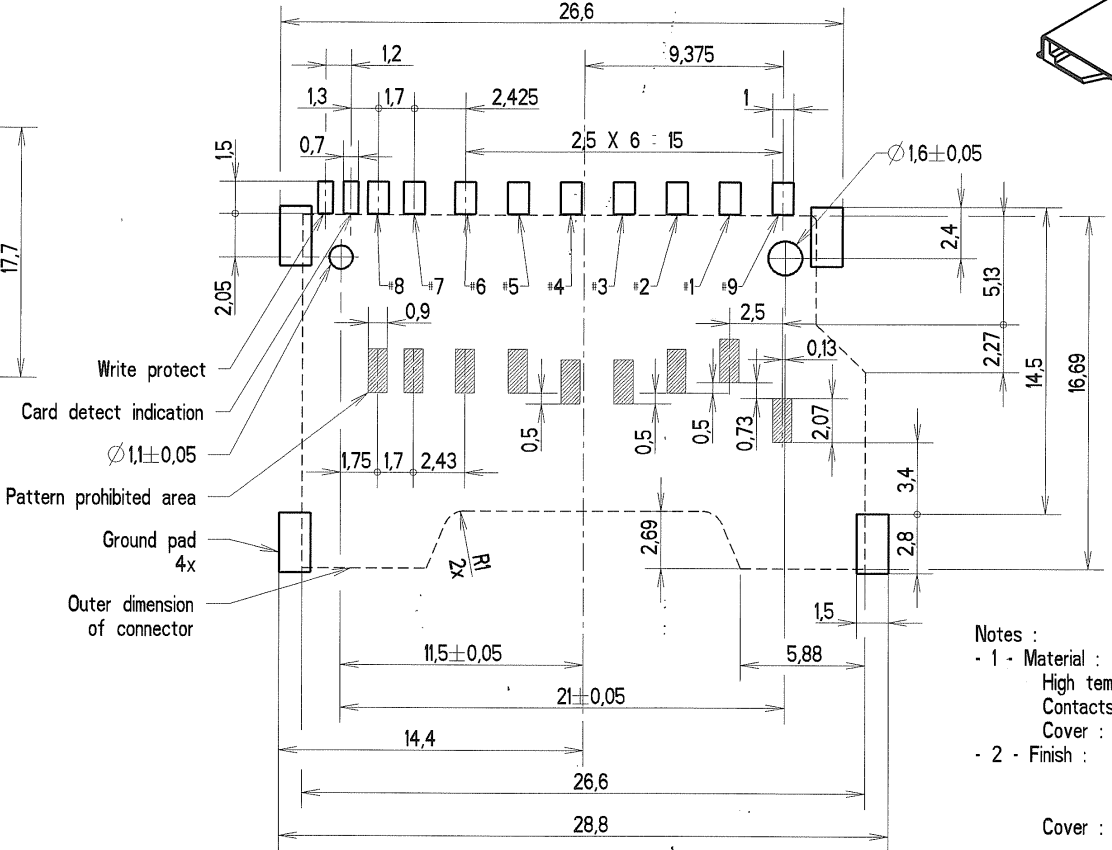


REV.	N° DCR	NATURE DE LA MODIFICATION	DATE	VISA
A	ECR-1410	Marking deleted	26-03-08	J.S

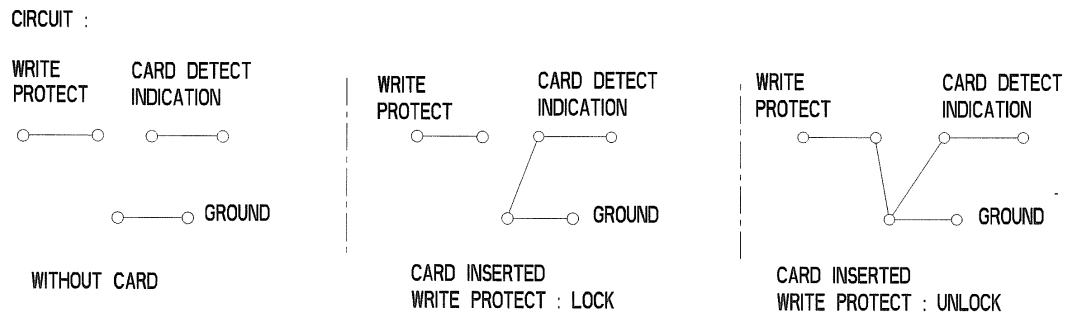


RECOMMENDED PC BOARD LAYOUT
(Component side)



- Notes :
- 1 - Material : High temperature thermoplastic , UL 94 VO
Contacts : Phosphor bronze
Cover : Stainless steel
 - 2 - Finish : Contact area : Au over Ni plate
Solder tail : Pure Tin over Ni plate
Cover : Underplate : Ni overall
Pad : Gold flash over Ni plate
- ⚠ Coplanarity must be within 0,12 max.

SYSTEM CONFIDENTIAL



MATIERE	TRAITEMENT		PROTECTION	
SAUF INDIQUE : -COTES DONNEES AVANT PROTECTION -BAVURES ET ARETES VIVES SUPPRIMEES	TOL. LINEAIRE ± 0,2	TOL. ANGULAIRE ± 2°	DIMENSIONS CRITIQUES ▼	
DESSINE MILLEREAU S	DATE 08-02-06	ANALYSE N	TAB. FAM. N	PRO/E Y
VERIFIE G.PINON	DATE 28/03/2008	ETAT DE SURFACE Ra		DIMENSIONS SPC ▼
APPROUVE L.KUBAT	DATE 28/03/2008	REPLACE		LANGAGE E
G&K C&K Components	PROJECTION 1ER DIEDRE	DESIGNATION		
	ECHELLE	CCM05-5777LFT SD Card & MMC Short cover + 2 pegs		
BP 359 - 39105 Dole - FRANCE -	TAILLE A3	FEUILLE 1 / 1	NUMERO CU	REV A

CE PLAN EST LA PROPRIETE DE CBK COMPONENTS SAS ET NE PEUT ETRE REPRODUIT OU COMMUNIQUE SANS SON AUTORISATION.