




V-BITE® BNC Connectors

50 Ohm & 75 Ohm Edge-Mount PCB




Product Description

V-Bite® Edge-Mount BNC PCB Connectors feature a unique and patented design which provides ease of assembly, outstanding RF performance, and superior mechanical strain relief.


V-Bite® Edge-Mount BNC connectors are available in 50 Ohm and 75 Ohm and can be used in a wide range of applications including Broadcast Routers, Medical Equipment, Security, Telecommunications, and Test and Measurement.

V-Bite® Edge-Mount BNC PCB connectors snap into the printed circuit board and are held securely in position prior to soldering. Connector bodies are notched where they attach to the board, which helps to provide excellent strain relief and prevent fatigue to the solder joints during connector mating and unmating.


The edge-mount design utilizes a straight SMT contact for the RF signal that yields optimal performance versus a right-angle through-hole PCB connector.



- V-Bite® Edge-Mount connectors feature a semi-circle shaped spring contact staked into a groove at the rear of the connector.



- V-Bite® Edge-Mount connectors are fast and simple to install. Simply place the connector at a 45-degree angle to the PCB. Insert the PCB into the notched opening and push down onto the connector to seat it firmly in place.



- Once installed, V-Bite® Edge-Mount connectors are ready to be soldered and do not require special fixtures to hold the connectors in true position.

Specifications

Electrical

Impedance:	50 Ohm or 75 Ohm
Frequency Range:	0 - 4 GHz
Working Voltage:	≥ 500 VRMS
Dielectric	
Withstanding Voltage:	1500 VRMS at sea level
VSWR:	Straight: 1.15 Max Right Angle: 1.2 Max
Contact Resistance:	Center Contact: ≤ 1.5 Milliohms Outer Contact: ≤ 0.2 Milliohms
Insulation Resistance:	5000 Milliohms
Insertion Loss:	0.2 dB Max

Environmental

Temperature Range: - 65° C to + 165° C

Material

Body & Outer Contact:	Brass Nickel Plated / Gold
Female Contact:	Phosphor Bronze, Gold Plated
Insulator:	Polyethylene or PTFE

Mechanical

Center Contact Retention:	≥ 6 lbs.
Engagement Force:	≤ 5 lbs.
Disengagement Force:	≥ 1.5 lbs.
Durability:	500 Cycles Min

Part Numbers

Part Number	Description	Impedance	PCB Thickness	Mounting Hardware
361V504ER	BNC Jack	50 Ohm	0.062 inch	
361V504ET	BNC Jack, Threaded Body	50 Ohm	0.062 inch	Sold Separately*
361V504EFT	BNC Jack, Bulkhead	50 Ohm	0.062 inch	Sold Separately*
361V704ER	BNC Jack	75 Ohm	0.062 inch	
361V704ET	BNC Jack, Threaded Body	75 Ohm	0.062 inch	Sold Separately*
361V704EFT	BNC Jack, Bulkhead	75 Ohm	0.062 inch	Sold Separately*
361V704EFTW	BNC Jack, Bulkhead with Gasket	75 Ohm	0.062 inch	Included

*Mounting Hardware

Lockwasher: 364LW
Spanner Nut: 361KNT
Hex Nut: 364NT



Winchester Electronics
199 Park Road Extension, Suite 104
Middlebury, Connecticut 06762
203.741.5400 Phone
203.741.5500 Fax
www.winchesterelectronics.com