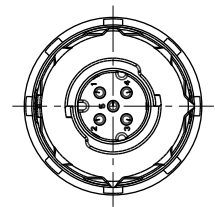
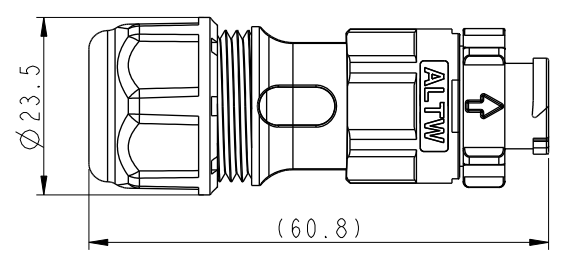
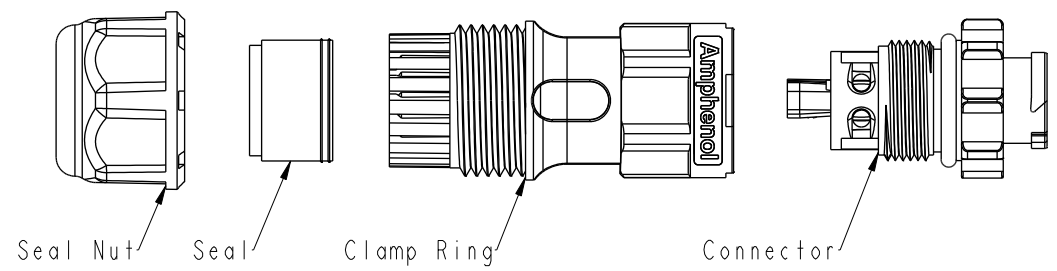


THIS DOCUMENT IS SUBJECT TO CHANGE WITHOUT NOTICE. IT IS CONFIDENTIAL AND A PROPERTY OF Amphenol LTW. DISCLOSURE TO THIRD PARTY HAS TO BE AUTHORIZED BY Amphenol LTW.

REV.	ECN NO.	DATE	SIGN	DESCRIPTION
A		2020-01-17	Allen Pan	Rev.03 To Rev.A
B	C200150	2020-02-04	Allen Pan	△B x3

△B AD - XX B M M B - Q L 8 A P 0

02: 2Pin
03: 3Pin
04: 4Pin
05: 5Pin



Note:
 * IP:IP68 (Mated)
 * Connector: Thermoplastic, Black.
 * Pin: Copper Alloy, Gold Plated.
 * Clamp Ring: Thermoplastic, Black.
 * Seal Nut: Thermoplastic, Black.
 * Seal: Rubber.
 1.Red Color Seal 1, Cable OD 4.0~6.0mm
 2.Blue Color Seal 2, Cable OD 6.0~8.0mm
 * Wire Conductor: 20AWG~24AWG.

AD-02BMMB-QL8AP0	AD-03BMMB-QL8AP0	AD-04BMMB-QL8AP0	AD-05BMMB-QL8AP0

UNIT:mm		TITLE X-Lok A-Size Field Installable Screw-in Type M Conn. M Pin	
TOLERANCE ±0.5 mm		SCALE 1:1	SIZE A4
		REV. B	WC-REV. A.6
		QC: Inspection item	

Amphenol LTW
 安費諾亮泰企業股份有限公司

ITEM NO	DRAWN BY Allen Pan	DATE 2020-01-17
DWG NO △B AD-XXBMMB-QL8AP0	CHECKED BY Sam Ho	DATE 2020-01-17
CUSTOMER ALTW	APPROVED BY Fred Lee	DATE 2020-01-17