

INTRODUCTION:

Adam Tech Right Angle Slimline PCB tail D-Sub connectors are a popular interface for many I/O applications. Offered in 9, 15 and 25 positions they are an excellent choice for a low cost industry standard connection and are ideal for low profile design requirements. Adam Tech connectors are manufactured with precision stamped contacts offering a choice of contact plating and a wide selection of mating and mounting options.

FEATURES:

- Short profile space saving design
- Industry standard compatibility
- Durable metal shell design
- Precision formed contacts
- Variety of Mating and mounting options

MATING CONNECTORS:

Adam Tech D-Subminiatures and all industry standard D-Subminiature connectors.

SPECIFICATIONS:

Material:

Standard insulator: PBT, 30% glass reinforced, rated UL94V-0
Optional Hi-Temp insulator: Nylon 6T
Insulator Color: Black
Contacts: Phosphor Bronze
Shell: Steel, Tin or Zinc plated
Hardware: Brass, Nickel plated

Contact Plating:

Gold flash (15 and 30 μ in optional) over Nickel underplate overall.

Electrical:

Operating voltage: 250V AC / DC max.
Current rating: 5 Amps max.
Contact resistance: 20 m Ω max. initial
Insulation resistance: 5000 M Ω min.
Dielectric withstanding voltage: 1000V AC for 1 minute

Mechanical:

Insertion force: 0.75 lbs max
Extraction force: 0.44 lbs min

Temperature Rating:


Operating temperature: -55°C to +105°C
Soldering process temperature:
Standard insulator: 235°C
Hi-Temp insulator: 260°C

PACKAGING:

Anti-ESD plastic trays

APPROVALS AND CERTIFICATIONS:

UL Recognized & CSA Certified, File no. E224053



ORDERING INFORMATION

DB25

SN

24

SHELL SIZE/ POSITIONS

DE09 = 9 Positions
DB25 = 25 Positions
HD15 = High Density
15 Positions

MOUNTING OPTIONS

24 = Forked Boardlocks
for PCB Retention and
#4-40 threaded inserts
in mounting holes
25 = Forked Boardlocks
for PCB retention and
#4-40 threaded inserts
in mounting holes with
installed jackscrews

CONTACT / TYPE

PN = Plug, .197" Slimline
SN = Socket, .197" Slimline

OPTIONS:

Add designator(s) to end of part number

15 = 15 μ in gold plating in contact area

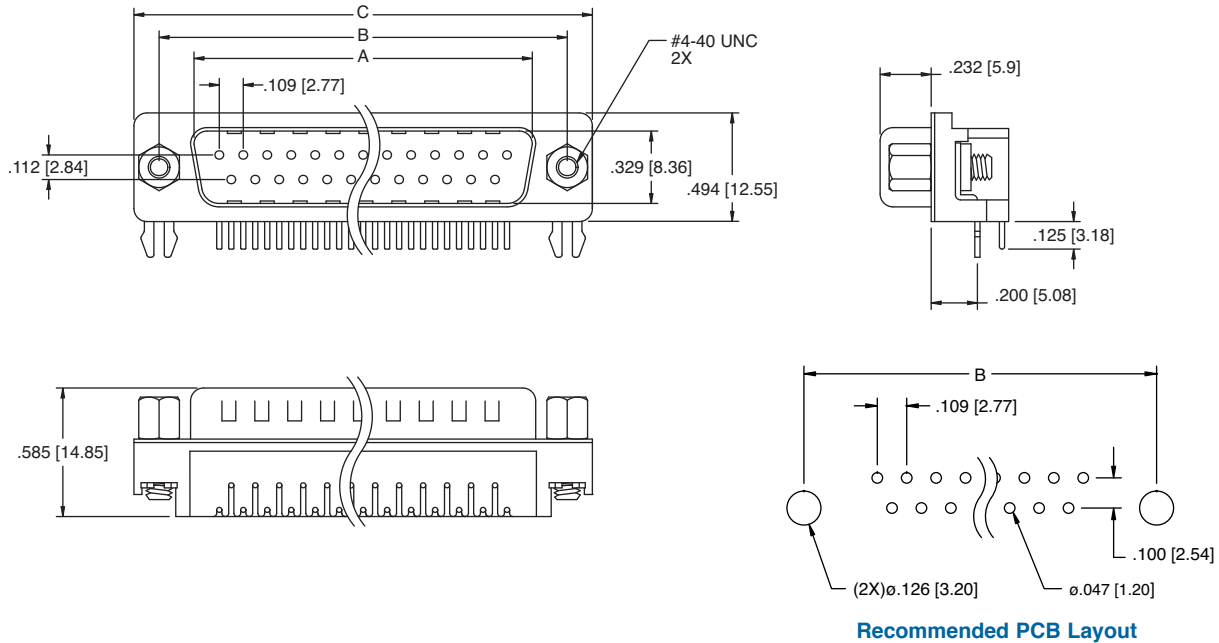
30 = 30 μ in gold plating in contact area

LPJ = Loose packed jackscrews

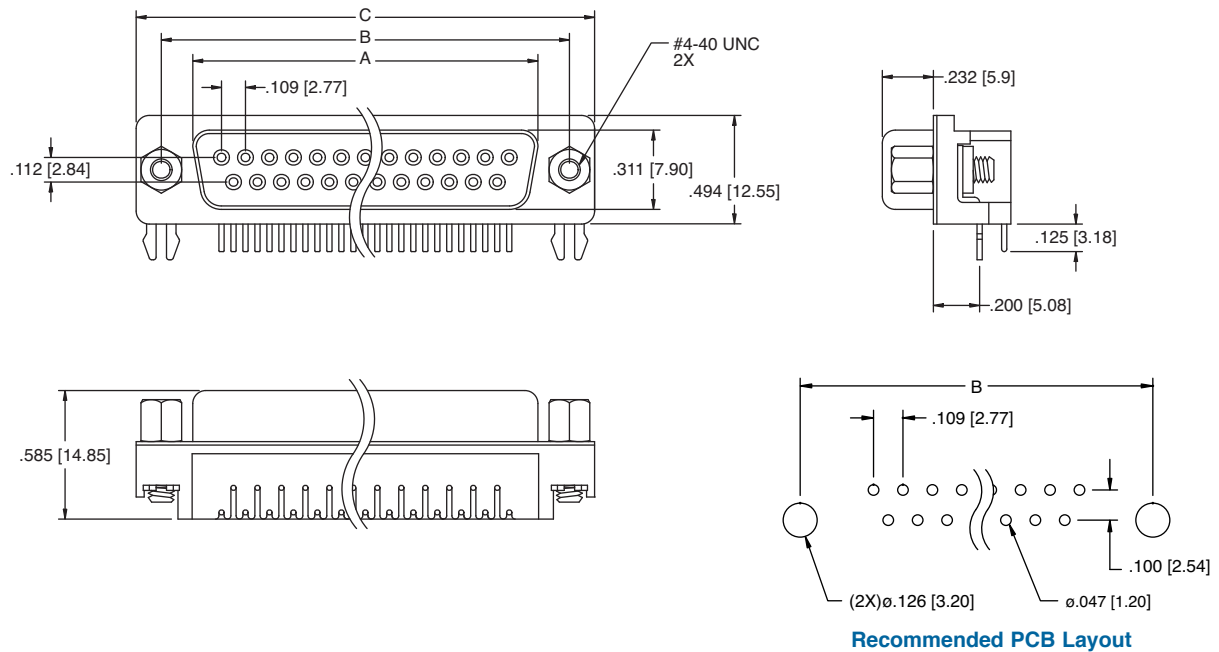
HT = Hi-Temp insulator for Hi-Temp soldering
processes up to 260°C

R = Round jackscrews installed

PLUG



SOCKET



Unit: Inch [mm]

Positions	PLUG	SOCKET	DIMENSIONS	
	A	A	B	C
9	.666 [16.92]	.643 [16.33]	.984 [24.99]	1.213 [30.81]
15	.994 [25.25]	.971 [24.66]	1.312 [33.32]	1.541 [39.14]
25	1.534 [38.96]	1.511 [38.38]	1.852 [47.04]	2.088 [53.04]