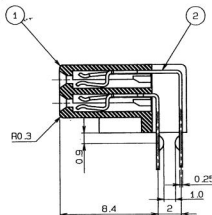
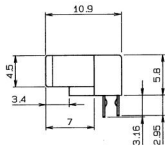
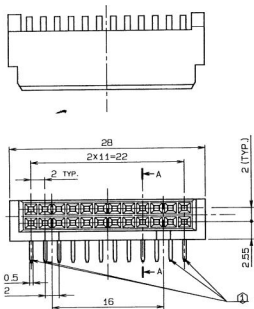


NO.	DESCRIPTION	PART NO.	QTY	MATERIAL	DRW NO.	REMARKS
1	INSULATOR		1	REGIN		UL94-V0
2	CONTACT		24	COPPER ALLOY		



SECT. A-A (S=4/1)

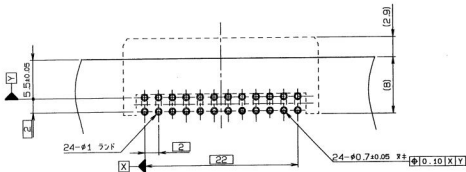
注意 NOTE

① 真サイド4ピンオフ、裏面ピンキック加工のこと
KINKED BOTH SIDES EACH 4PINS.
TOTAL: 8PINS

■ ■ P/N 20 8335 024 100 856

■ ■ NO. OF POS. 100: RA TYPE
VARIATION 100: RA TYPE
PLATING
856: Ni UNDERCOAT 1.25-2.5μm
CONTACT AREA Au 0.05μm MIN.
TAIL AREA Sn-Cu 1.2μm MIN.

技術部
03.8.22
発行



MOUNTING LAYOUT (t=1.6mm)

TOLERANCE / 公差 (S)		PRODUCT SPEC / 仕様		C DCN-841 8-21-03		Y. SHIROYAMA T. SASAKI N. HAYASHI	
10.5 X <10	±0.2	UNIT	ANGLE	B DCN-445 5-16-03	Y. SHIROYAMA T. SASAKI N. HAYASHI	0 EDN-290 4-16-02 Y. SHIROYAMA T. SASAKI N. HAYASHI	
30.5 X <30	±0.25	mm	3RD	NO. EDN/DCN DATE ISSUE CHECKED APPROVED			
30.5 X	±0.3	SCALE / 縮尺 3/1		PART NAME / 部品名			
ANGLE / 角度 13°		DATE 4-16-02		SERIES 8335 REC ASSY RA DIP			
DRAWN / 描画 Y. SHIROYAMA		DESIGNED / 設計 Y. SHIROYAMA		2.0mm PITCH BOARD TO BOARD			
CHECKED / 検査 T. SASAKI		APPROVED / 承認 N. HAYASHI		PART NO. / 部品番号			
				20 8335 024 100 856			
				DWG NO. / 図番			
				BJS 8335002			
				SHEET REV 1/1 C			