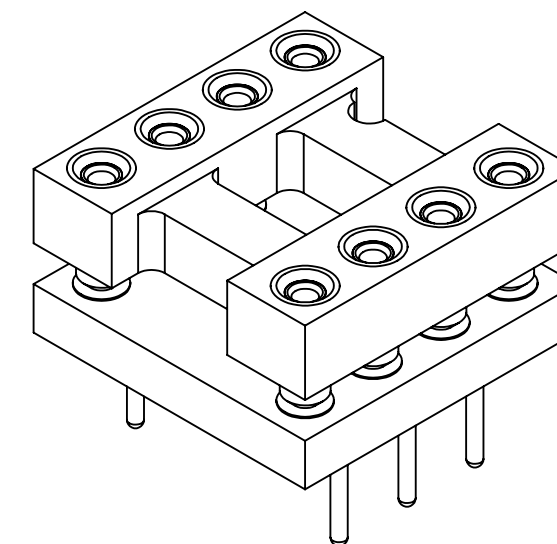
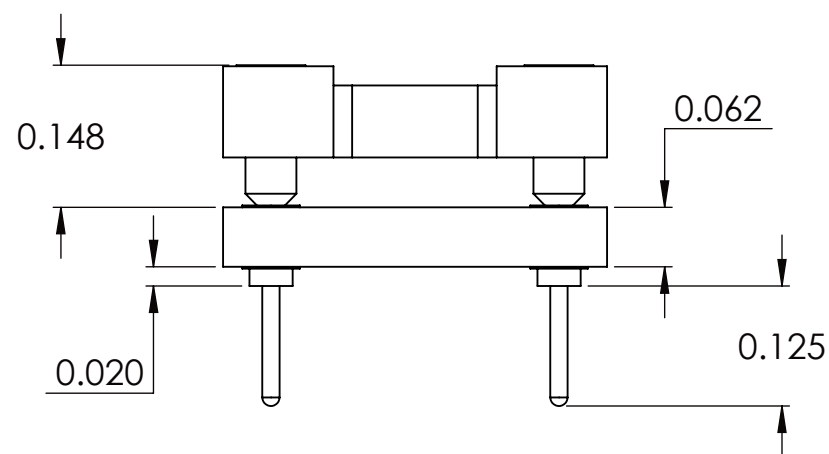
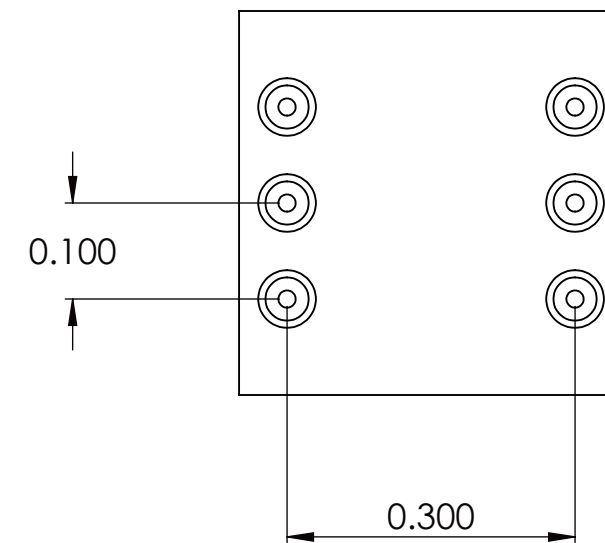
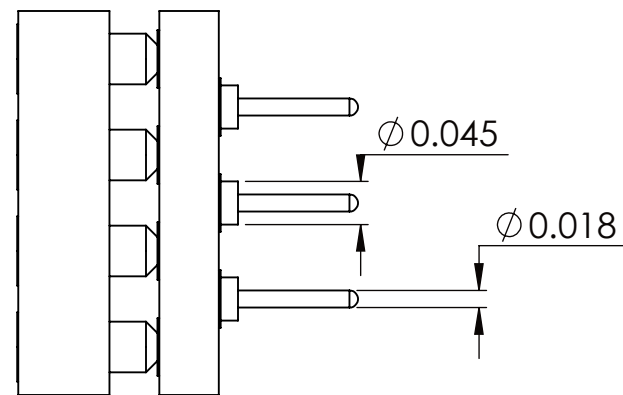
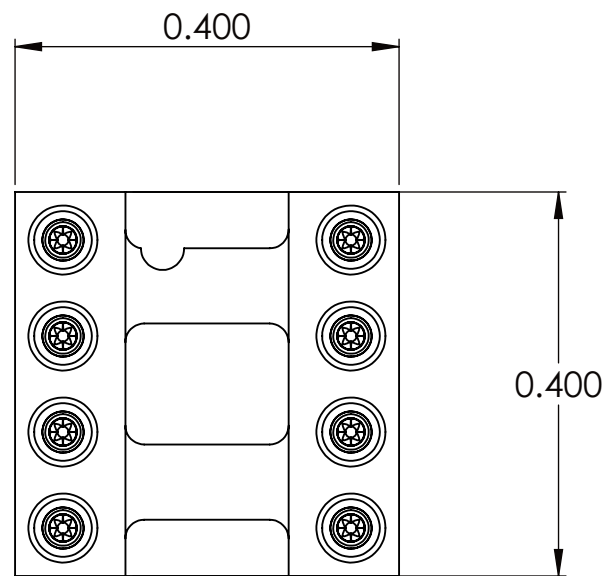


DRAWING NO. 9012-107-18			
REV	ECN	DATE	APPVD
1	FINAL	1/24/2013	MJS



- NOTES:
- PIN 1 INDICATOR ON COLLET SOCKET
 - MATERIALS:
 COLLET SOCKET:
 BODY: G.F. NYLON 4/6, UL 94V-0 RATED
 PIN BODY: BRASS ALLOY 360 1/2H PER UNS C36000 ASTM-B16-00
 PIN CONTACT: BERYLLIUM COPPER ALLOY, PER UNS C17200 ASTM-B194-01
 PCB: FR-4, .062 THICK
 MALE PINS: BRASS ALLOY 360 1/2H PER UNS C36000 ASTM-B16-00
 - PLATING:
 PIN BODY: 10 μ " [0.25 μ m] GOLD PER MIL-G-45204 OVER
 50 μ " [1.27 μ m] NICKEL PER SAE-AMS-QQ-N-290
 PIN CONTACT: 10 μ " [0.25 μ m] GOLD PER MIL-G-45204 OVER
 50 μ " [1.27 μ m] NICKEL PER SAE-AMS-QQ-N-290
 MALE PINS: 200 μ " [5.08 μ m] 93/7 TIN/LEAD PER ASTM-B-545 OVER
 100 μ " [2.54 μ m] NICKLE PER SAE-AMS-QQ-N-290
 - COLLET ACCEPTS: ϕ .015-.025 [0.38-0.64] ROUND LEADS

INCH [MM] OR INCH [MM]	TOLERANCES UNLESS OTHERWISE SPECIFIED	MATL: SEE NOTES
 THIRD ANGLE PROJECTION	0.0 ±.010 [0.25]	USED ON:
	0.00 ±.005 [0.13]	DES: JR 1/24/2013
	0.000 ±.002 [0.08]	CKD: MJS 1/24/2013
	ANGLES ± 1°	APP:
		TOOL NO.



SCALE: 5:1	TITLE: CAC - 8P DIP SKT TO 6P DIP		
SHEET OF 1	SIZE B	DRAWING NO. 9012-107-18	REV 1