



Series 518 Open Frame Collet Sockets w/Solder Pin Tails – 1 of 2

FEATURES


- Open Frame allows Efficient Utilization of Board Space with Optimized Cooling
- Choose from Several Pin Styles
- Compatible with Automatic Insertion Equipment
- Side-to-Side and End-to-End Stackable

SPECIFICATIONS

- Body Material is black UL 94V-0 glass-filled 4/6 Nylon
- Pin Body is Brass Alloy 360 1/2-hard per UNS C36000 ASTM B16-00
- Pin Body Plating 10 μ [0.25 μ m] min. Gold per MIL-G-45204
or
200 μ [5.08 μ m] min. 93/7 Tin/Lead per ASTM B545
or
200 μ [5.08 μ m] min. Tin per ASTM B545 Type 1 over 100 μ [2.54 μ m] min. Nickel per SAE AMS-QQ-N-290
- 4-fingered Collet Contact is Beryllium-Copper Alloy per UNS C17200 ASTM B194-01
- Contact Plating 200 μ [5.08 μ m] min. 93/7 Tin/Lead per ASTM B545
or
200 μ [5.08 μ m] min. Tin per ASTM B545 Type 1
or
10 μ [0.25 μ m] Gold per MIL-G-45204 over 50 μ min. [1.27 μ m] Nickel per SAE AMS-QQ-N-290
- Available Plating = Heavy Gold 30 μ [0.76 μ m]
- Contact Current Rating = 3 amps
- Operating Temperature = 221°F [105°C] Tin and Tin/Lead plating = 257°F [125°C] Gold plating
- Insertion Force = 180 grams/pin
- Withdrawal Force = 90 grams/pin
- Normal Force = 140 grams/pin
- Midget Pin Insertion Force = 370 grams/pin
- Midget Pin Withdrawal Force = 150 grams/pin
- Midget Pin Normal Force = 240 grams/pin, based on a 0.018 [0.46] dia. test lead
- Accepts Lead Lengths from 0.100 [2.54] min. and 0.015-0.025 [0.38-0.64] in dia.
- Accepts Midget Pin Lead Lengths from 0.080 [2.03] and up to 0.022 [0.56] dia.

MOUNTING CONSIDERATIONS

- Suggested PCB Hole Size for Solder Pin Tail and Extra Long Pin = 0.030 \pm 0.002 [0.76 \pm 0.05] dia.
- Suggested PCB Hole Size for Midget Pin = 0.040 \pm 0.002 [1.02 \pm 0.05] dia.



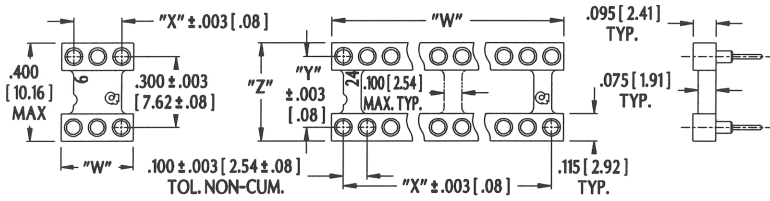
ARIES
ELECTRONICS, INC.

FRENCHTOWN, NJ USA
TEL (908) 996-6841 • FAX (908) 996-3891
WWW.ARIESELEC.COM • INFO@ARIESELEC.COM





Series 518 Open Frame Collet Sockets w/Solder Pin Tails – 2 of 2

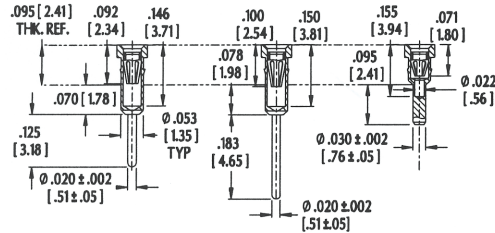


STYLE A

STYLE B,C (2.3 RIB)

Style D (4,5 rib) not shown

Frame Style	No. of Ribs	Centers "Y"	Dim. "Z"	Available Sizes
A	1	0.300 [7.62]	0.400 [10.16]	6
B	2	0.300 [7.62] 0.400 [10.16]	0.400 [10.16] 0.500 [12.70]	8, 14, 16, 18, 20, 24 20, 22
C	3	0.300 [7.62] 0.400 [10.16] 0.600 [15.24]	0.400 [10.16] 0.500 [12.70] 0.700 [17.78]	28 24 24, 28, 32, 40, 48
D	4, 5	0.900 [22.86]	1.000 [25.40]	50, 64



NOTES

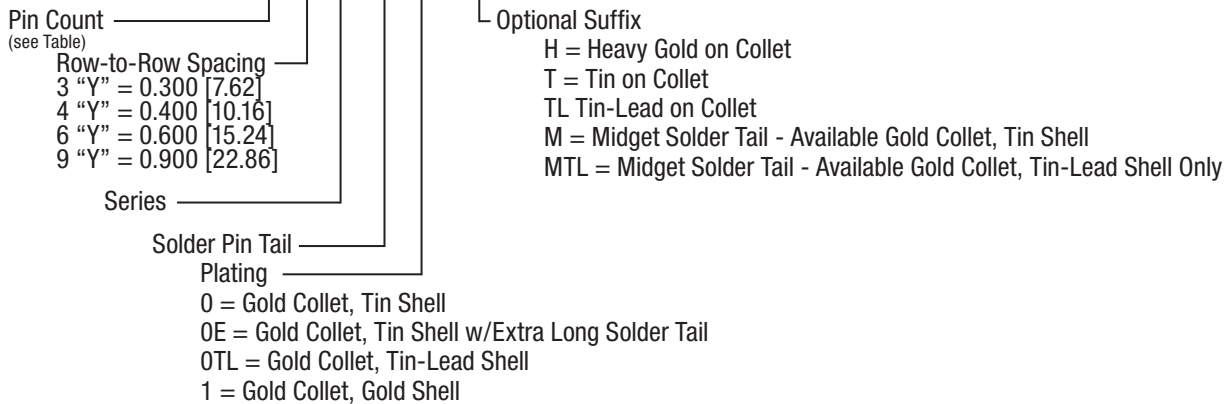
ALL DIMENSIONS IN INCHES [MILLIMETERS]
 CONSULT FACTORY FOR OTHER SIZES & CONFIGURATIONS
 ALL TOLERANCES ± 0.005 [± 0.13] UNLESS OTHERWISE SPECIFIED

"W" (# PINS PER ROW) x 0.100 [2.54]
 "X" (# PINS PER ROW -1) x 0.100 [2.54]

Other Collet Pins available, consult...
 Data Sheet 12017 for Wire Wrap Pins
 Data Sheet 12018 for Surface Mount Pins
 Data Sheets 12026 and 12027 for Open-Frame Capacitor sockets

ORDERING INFORMATION

XX-X518-1XXXXXX



FRENCHTOWN, NJ USA
 TEL (908) 996-6841 • FAX (908) 996-3891
 WWW.ARIESELEC.COM • INFO@ARIESELEC.COM

