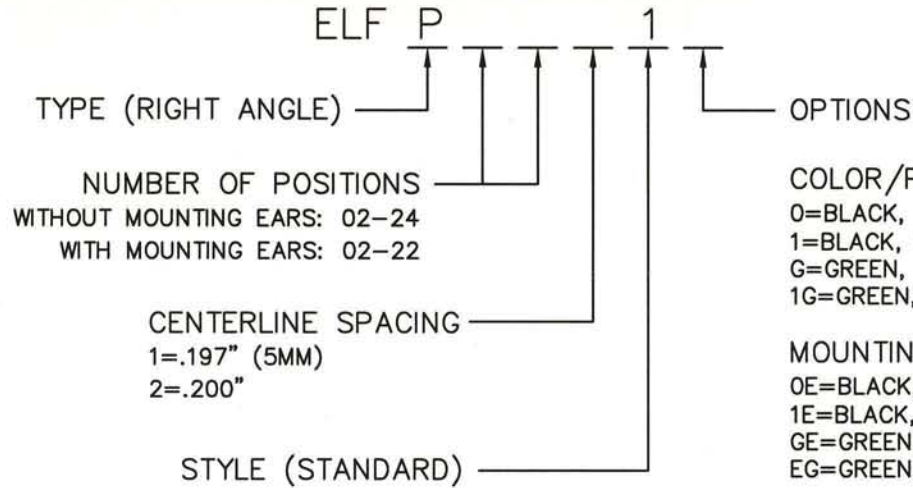


ELFP SERIES PART NUMBERING SCHEME

REV	ECN	APPD
-	3600	JEC 12/11/98
A	3865	JEC 11/9/99
B	4686	IQ 1/2/02
C	4761	IQ 2/20/02
D	4821	IQ 4/4/02
E	5742	2W 12/28/05



COLOR/PLATING
 0=BLACK, TIN (STANDARD)
 1=BLACK, SELECTIVE GOLD
 G=GREEN, TIN
 1G=GREEN, SEL. GOLD

MOUNTING EARS
 OE=BLACK, TIN
 1E=BLACK, SEL. GOLD
 GE=GREEN, TIN
 EG=GREEN, SEL. GOLD

CONSULT PCD FOR PART NO. AND AVAILABILITY OF FOLLOWING OPTIONS:

- * CUSTOM COLORS
- * CUSTOM MARKING
- * CUSTOM KEYING
- * SELECTIVE CONTACT LOADING

CENTERLINE SPACING
 1=.197" (5MM)
 2=.200"

STYLE (STANDARD)

UL
RATINGS
 CURRENT - 15A
 VOLTAGE - 300V
 U.L. FILE NO. E83421

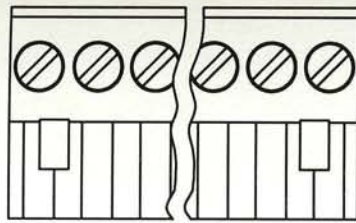
SA
RATINGS
 CURRENT - 15A
 VOLTAGE - 300V
 CSA FILE NO. LR69703

DIN VDE 0627:1986
 DIN VDE 0110-1:1989
 EN 60947-1:1991
 EN 60947-7-1:1992
 CURRENT - 15A
 VOLTAGE - 300 V
 TUV FILE NO. 20396

INSTALLATION RECOMMENDATIONS:
 WIRE RANGE: AWG #14-26, STRANDED
 OR SOLID; AWG #12 STRANDED
 WIRE STRIP LENGTH: .310"
 TIGHTENING TORQUE: 7 LB-IN.

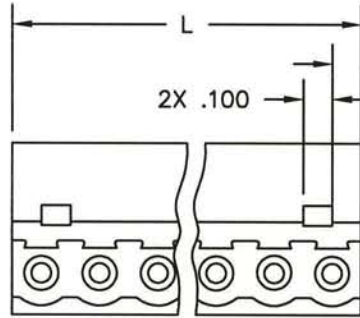
MATERIALS:
 HOUSING: PPO, UL 94 V-0
 CONTACT: COPPER ALLOY, OPTIONAL FINISH
 SCREW: STEEL, NICKEL FINISH
 WIRE CLAMP: COPPER ALLOY, NICKEL FINISH
 OPERATING TEMPERATURE RANGE:
 -40°C-95°C

DIMENSIONS ANSI Y14.5M UNITS: INCHES ACAD FILE	TOLERANCES .XX ±.01 .XXX ±.005 ANGLES ±2°	PROJECTION 	Amphenol Pcd SPECIFICATION DRAWING		TITLE ELFP SERIES PLUGGABLE TERMINAL BLOCK, RIGHT ANGLE		
			ENGR J. WILKINSON 11/8/98				
ORIGINAL STAMPED IN RED	THIS DOCUMENT CONTAINS PROPRIETARY INFORMATION WHICH IS THE CONFIDENTIAL PROPERTY OF AMPHENOL PCD INC. PEABODY, MA		CHKD A. PATRIE 12/4/98		SIZE A	DWG NO. ELFP02110	REV E
			APPD J. CAHALY 12/11/98				

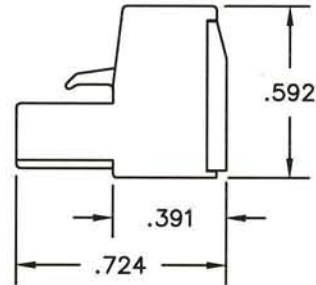


WITHOUT MOUNTING EARS

L=NUM OF POS X CL SPACING

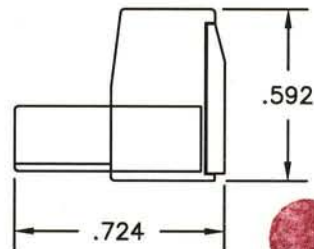
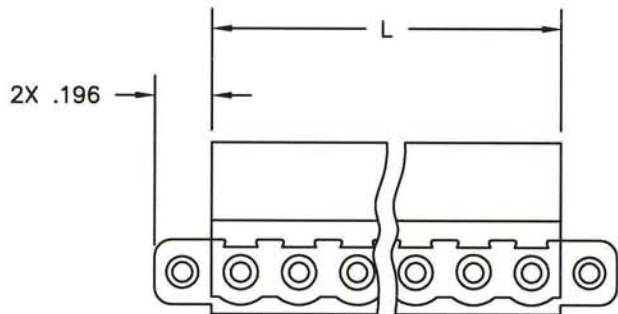
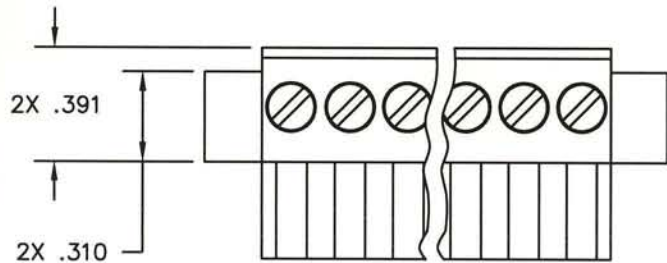


2X .097 (.197 CL)
.100 (.200 CL)



WITH MOUNTING EARS

L=NUM OF POS X CL SPACING



SIZE	DWG NO.	REV
A	ELFP02110	E
CODE: 58982	SCALE: NONE	SHEET 2 OF 2