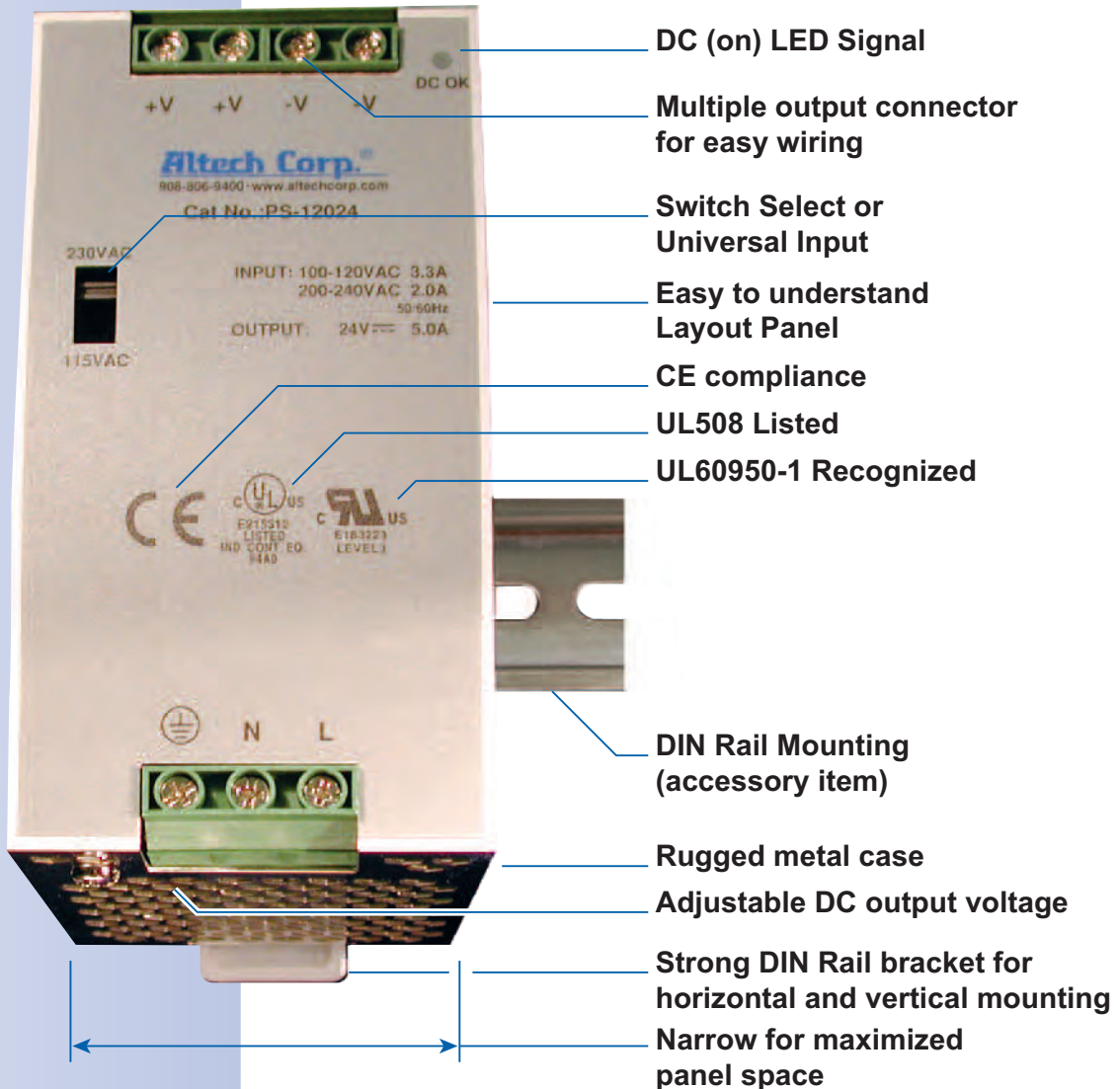


# DIN RAIL POWER SUPPLIES

## (30-960 WATTS)



- DIN Rail Mount, 35 x 7.5 mm or 35 x 15 mm
- Wide Power Range (30W-960W)
- Wide Adjustment Range
- Rugged for Industrial Use
- High Efficiency
- Lightweight and Compact Design
- 3 year warranty
- Short Circuit Protection
- Overvoltage Protection
- Overload Protection
- Overtemperature Protection
- Cooling by free air convection
- Worldwide Approvals
- UL508 Listed and/or UL60950-1 Recognized



## Altech Power Supplies ... ...Easy to Use & Reliable!

### Specifications

#### Input

- Input Voltage
  - 90-264V AC for the single phase
  - 340-550V AC for the three phase
- Input Frequency: 47-63 Hz
- Input Current: 0.6 A to 8A
- Inrush Current: cold start 60 A max
- Power Factor: All units are EN61000-3-2 compliant

#### General

- Efficiency: 72-92% (see data sheets)
- Isolation: 3000V AC Input to Output  
1500V AC Input to Ground  
500V AC Output to Ground

#### Environmental

Power supplies can run at 100% capacity inside the panel, there is no need for oversizing. See derating curves for more information.

- Operating Temperature:  
-20 to +60°C (-4° to +140°F)
- Operating Humidity:  
90% RH, non-condensing
- Storage Temperature:  
-20 °C to +85 °C (-4° to +185°F)
- Vibration: 2 G, 10 Hz to 500 kHz,  
10 min/cycle for 60 minutes each axis



#### Output

- Output Voltage: 5V; 12V; 15V; 24V; 48V
- Output Voltage Adjustment Range:  $\pm 10\%$
- Initial Set Accuracy:  $\pm 2\%$  max
- Ripple & Noise: See data sheet
- Over-voltage Protection: 115-135%
- Overload Protection: 105-150%,  
constant current with auto recovery

#### EMC & Safety

- Emissions: EN55022/55011, Class B
- EN61000-3-2, -3
- Voltage Flicker: EN61000-3-3
- ESD Immunity: EN61000-4-2, level 3
- Radiated Immunity: EN61000-4-3, 10 V/m
- EFT/Burst: EN61000-4-4, level 3
- Surge: EN61000-4-5, level 3
- Conducted Immunity:  
EN61000-4-6, 10 V rms,
- Safety Approvals:  
EN60950  
UL508  
UL60950  
CE marked
- Military Standard  
MIL-HDBK-217F



# 30-60W Single Phase Low Profile Power Supplies



## Key Features

- Cooling by free air convection
- Universal AC Input / Full Range
- LED indicator for power on
- 100% full load burn-in test
- 3 year warranty
- Input voltage range:
  - 85-264V AC
  - 120-370V DC
- AC inrush current (only PS-30xx):
  - Cold start: 15A at 115V AC, 30A at 230V DC
- DC adjustment range:\*
  - ±10% rated output voltage
- Overload protection:\*
  - 105%-160% constant current limiting, auto-recovery
- Over-voltage protection:\*
  - 115%-135% rated output voltage
- Setup, rise, hold up time:\*
  - 100ms, 30ms, 60ms at full load and 230V AC
- Withstand voltage:
  - I/P-O/P:3KV AC, I/P-FG:1.5KV AC\*
- Working temperature:
  - 20 to +50°C (-4° to +122°F) at 100%, and +60°C (+140°F) at 80% load
- Safety standards:
  - UL60950-1
  - UL508\*
- EMC standards:
  - EN55022 class B\*
  - EN61000-4-2,3,4,5,6,8,11
  - ENV50204
  - EN61204-3
- Military Standard
  - MIL-HDBK-217F



### 30W Single Output Class II DIN Rail Power Supply

Cat. No.	Output		Tol. %	Ripple & Noise	Efficiency
	V DC	A			
PS-3005	5V DC	3A	±2%	80 mVp-p	74%
PS-3012	12V DC	2A	±1%	120 mVp-p	81%
PS-3015	15V DC	2A	±1%	120 mVp-p	82%
PS-3024	24V DC	1.5A	±1%	150 mVp-p	83%

Universal Input: 85-264V AC, 120-370V DC full range;  
0.88A @ 115V AC; 0.48A @ 230V AC

Connection: Input - 2 poles, Output - 4 poles screw terminal  
Size (WxHxD): 78x93x56mm (3.07x3.66x2.05 inches)

Packaging: 1/box; 0.59lbs / 0.27Kg

### 45W Single Output Class II DIN Rail Power Supply

Cat. No.	Output		Tol. %	Ripple & Noise	Efficiency
	V DC	A			
PS-4505	5V DC	5A	±2%	100 mVp-p	72%
PS-4512	12V DC	3.5A	±1%	200 mVp-p	77%
PS-4515	15V DC	2.8A	±1%	240 mVp-p	77%
PS-4524	24V DC	2A	±1%	480 mVp-p	80%

Universal Input: 85-264V AC, 120-370V DC full range;  
1.5A @ 115V AC, 0.75A @ 230V AC

Connection: Input - 3 poles, Output - 4 poles screw terminal  
Size (WxHxD): 78x93x67mm (3.07x3.66x2.64 inches)

Packaging: 1/box; 0.69lbs / 0.31Kg

### 60W Single Output Class II DIN Rail Power Supply

Cat. No.	Output		Tol. %	Ripple & Noise	Efficiency
	V DC	A			
PS-6005	5V DC	6.5A	±2%	80 mVp-p	76%
PS-6012	12V DC	4.5A	±1%	120 mVp-p	82%
PS-6015	15V DC	4.0A	±1%	120 mVp-p	83%
PS-6024	24V DC	2.5A	±1%	150 mVp-p	84%

Universal Input: 88-264V AC, 124-370V DC full range;  
1.2A @ 115V AC, 0.8A @ 230V AC

Connection: Input - 2 poles, Output - 4 poles screw terminal  
Size (WxHxD): 78x93x56mm (3.07x3.66x2.05 inches)

Packaging: 1/box; 0.66lbs / 0.3Kg

### 100W Single Output Class II DIN Rail Power Supply

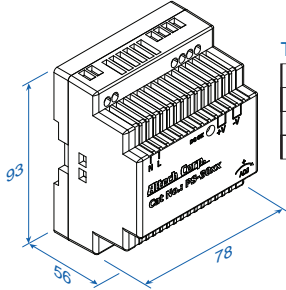
Cat. No.	Output		Tol. %	Ripple & Noise	Efficiency
	V DC	A			
PS-10012	12V DC	6.5A	±2%	120 mVp-p	87%
PS-10015	15V DC	4.5A	±1%	120 mVp-p	87%
PS-10024	24V DC	4.0A	±1%	120 mVp-p	89%

Universal Input: 88-264V AC, 124-370V DC full range;  
3A @ 115V AC, 1.6A @ 230V AC

Connection: Input - 2 poles, Output - 4 poles screw terminal  
Size (WxHxD): 100x93x56mm (3.93x3.66x2.05 inches)

Packaging: 1/box; 0.77lbs / 0.35Kg

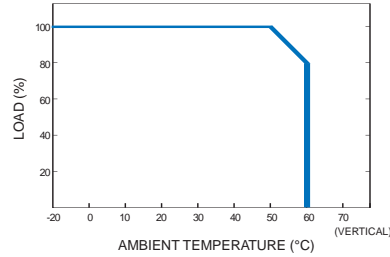
## PS-30 Series



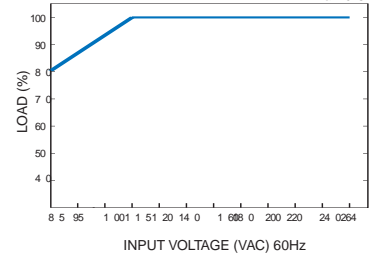
Terminal Pin. No Assignment

Pin No.	Assignment	Pin No.	Assignment
1	AC/L	5,6	-V
2	AC/N	7	LED
3,4	+V	8	+V ADJ.

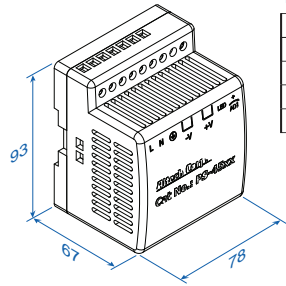
Output Derating



Output VS Input Voltage



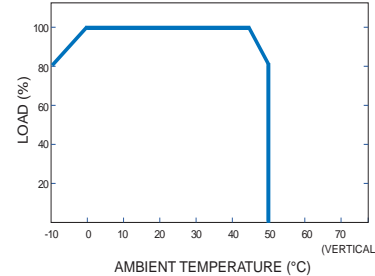
## PS-45 Series



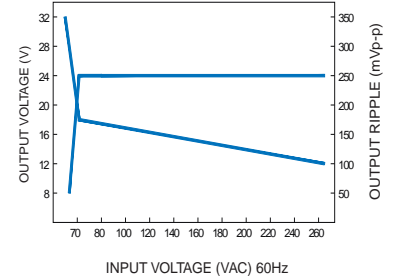
Terminal Pin. No Assignment

Pin	Assignment	Pin	Assignment
1	AC/L	6,7	DC OUTPUT+V
2	AC/N	8	LED
3	FG ⊕	9	+V ADJ.
4,5	DC OUTPUT-V		

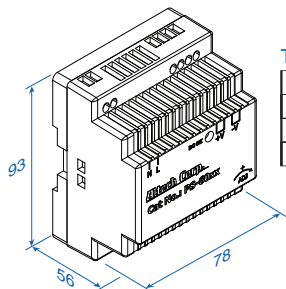
Output Derating



Static Characteristics (24V)



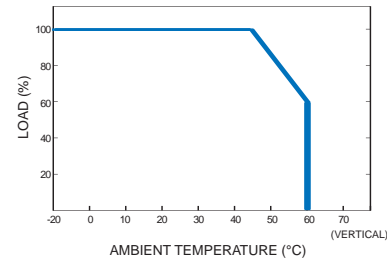
## PS-60 Series



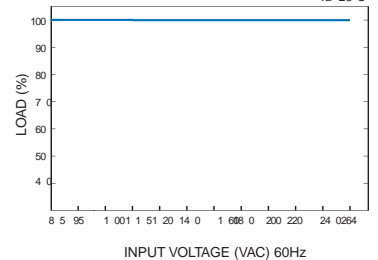
Terminal Pin. No Assignment

Pin No.	Assignment	Pin No.	Assignment
1	AC/L	5,6	-V
2	AC/N	7	LED
3,4	+V	8	+V ADJ.

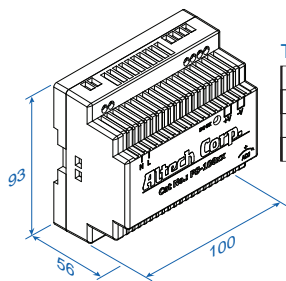
Output Derating



Output VS Input Voltage



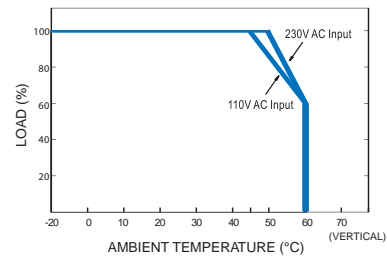
## PS-100 Series



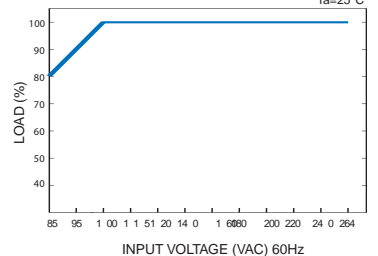
Terminal Pin. No Assignment

Pin No.	Assignment	Pin No.	Assignment
1	AC/L	5,6	-V
2	AC/N	7	LED
3,4	+V	8	+V ADJ.

Output Derating



Output VS Input Voltage



Note: All dimensions are in millimeters, to convert to inches multiply by 0.03937.