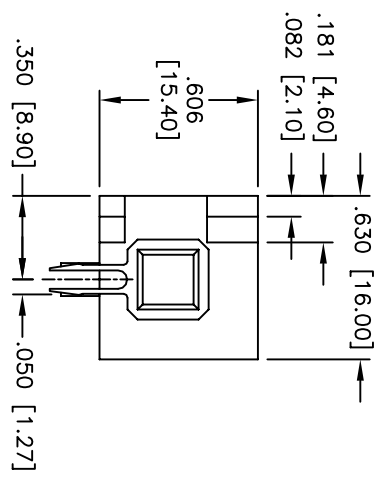
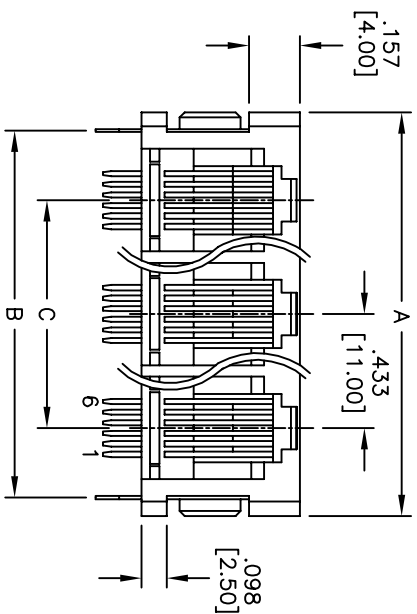


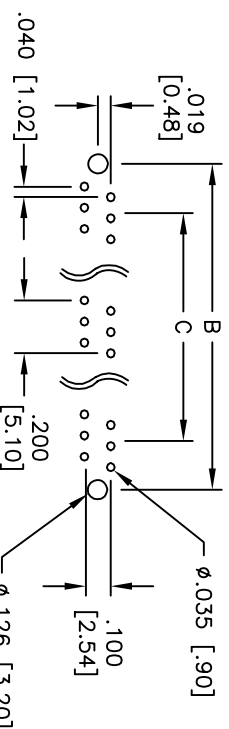
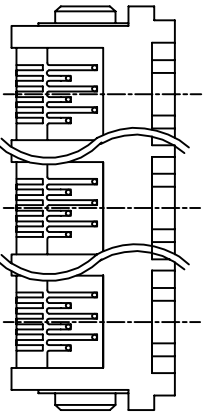
Rev	AWO #	Description	Date	Appr
-		RELEASED	10/4/04	

APPROVED: _____
 DATE: _____ TITLE: _____



X	PLATING
0	15 µin Gold
1	30 µin Gold
2	50 µin Gold

DIMENSION	No. of Ports							
	2	3	4	5	6	7	8	
A	1.110 [28.20]	1.543 [39.20]	1.976 [50.20]	2.410 [61.20]	2.842 [72.20]	3.275 [83.20]	3.710 [94.20]	
B	.992 [25.20]	1.425 [36.20]	1.860 [47.20]	2.290 [58.20]	2.724 [69.20]	3.157 [80.20]	3.590 [91.20]	
C	.433 [11.00]	.886 [22.00]	1.299 [33.00]	1.732 [44.00]	2.165 [55.00]	2.598 [66.00]	3.030 [77.00]	



SPECIFICATIONS:
 Material:
 Insulator: PBT, rated UL 94V-0
 Insulator color: Gray
 Contacts: Phosphor Bronze
 Plating:
 Gold over Nickel underplate on contact area, Tin over Copper underplate on PCB tails
 Electrical:
 Operating voltage: 150 VAC max
 Current rating: 1.5 Amps max
 Contact resistance: 20 mohms max
 Insulation resistance: 500 Mohms min @ 500 VDC
 Dielectric withstanding voltage: 1000 VAC for 1 minute
 Temperature Rating:
 Operating temperature: -40°C to +125°C
 Environmental:
 Lead free, RoHS Compliant
 Recommended soldering temp: 235°C for 5 sec.

UNLESS OTHERWISE SPECIFIED
 ALL DIMENSIONS ARE IN INCHES [MM]
 TOLERANCES: EXCEPT AS NOTED

INCHES	MILS	MM
.X ± .10	ØXX	±.10
.XX ± .020	ØXXX	±.015
.XXX ± .015	ØXXXX	±.010

APPROVALS: _____ DATE: _____

DRAWN: SS 10/4/04

CHECKED: _____

APPROVED: _____

ADAM TECH
 909 Railway Avenue, Union, NJ 07083
 Phone: 908-687-5000 Fax: 908-687-5710

TITLE: GANGED MODULAR TELEPHONE JACK, 6P6C
 RIGHT ANGLE, PCB

SIZE: X PART NO: MTJG-X-607HX2

SCALE: NTS SHEET 1 OF 1

6 5 4 3 2 1

6 5 4 3 2 1

