
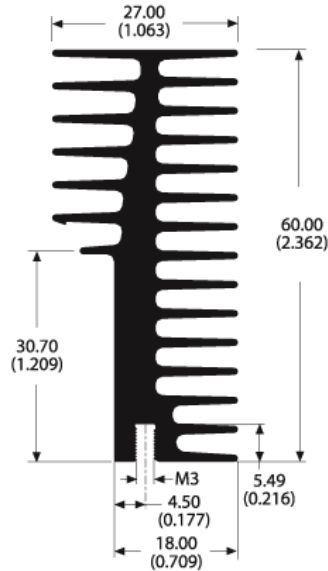


Part Number: 780803B03580G

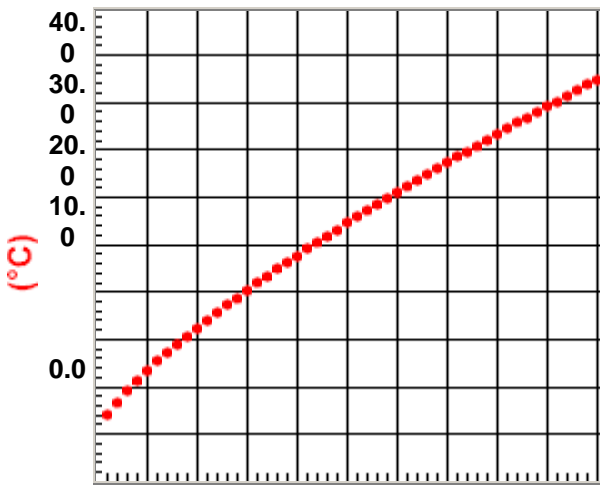
	Part Number	Thermal Resistance °C/W at 3in length	Width in	Height in	Surface Area in/in	Weight lb/ft
	78080	2.94	1.06	2.36	23.8	1.10

Thermal Curves
based on 3.000 in length



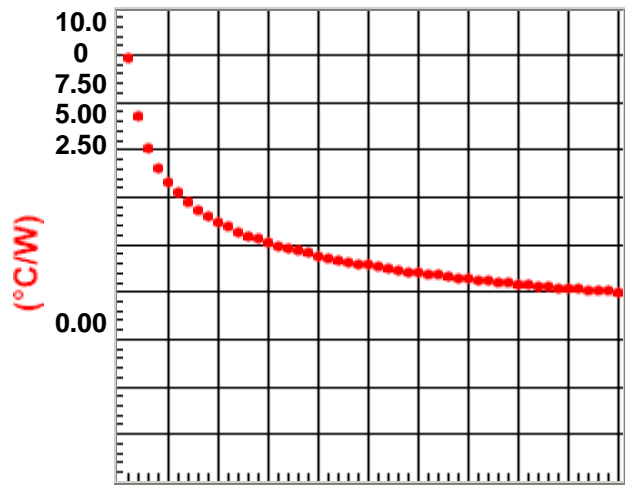
Natural Convection

Heat Sink Temperature Rise Above Ambient



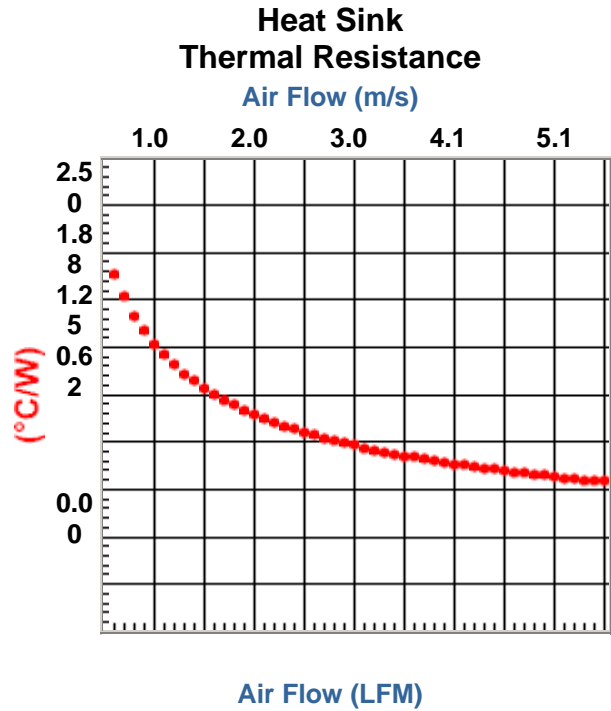
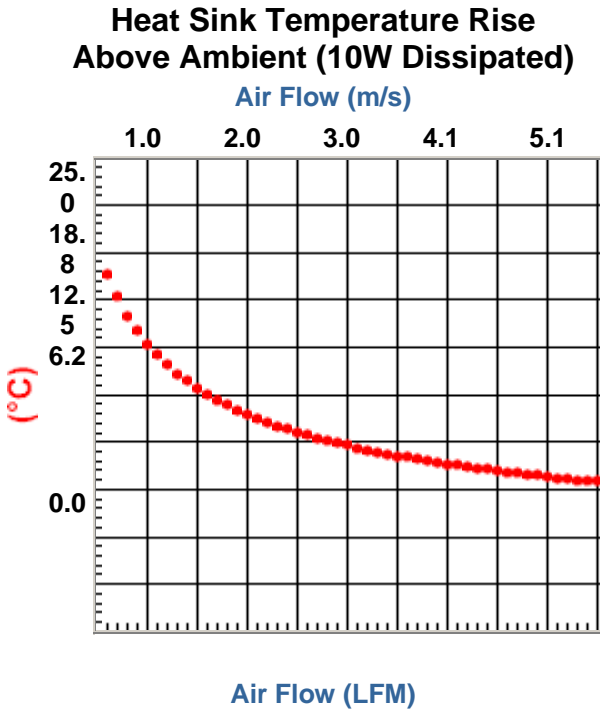
Power Dissipated (W)

Heat Sink Thermal Resistance



Power Dissipated (W)

Forced Convection



Building a Part Number

Full Bar Length = 8.00ft

Base Part #	Bar Length	Finish	Length (use zeros for full or half bars)
5 digit base part #	<u>1</u> Full (normally 8-ft)	<u>E</u> Unfinished	0 0 0 0 0
	<u>2</u> Half (small cut fee)	<u>E</u> Unfinished	0 0 0 0 0
	<u>3</u> Custom (cut to specified length)	<u>B</u> Black Anodized <u>C</u> Gold Chromate <u>U</u> Unfinished* <u>V</u> AavSHIELD ³	<i>indicate length in inches to three decimal places;</i> If the part is less than 10 inches, the first of these 5 digits (digit 7 of the 12 digit series) would be a zero (0).

78080

*For unfinished extrusions with cut lengths other than half bar, the finish designation is a U.

Standard Aavid Thermalloy parts require all 12 positions to be complete.

