
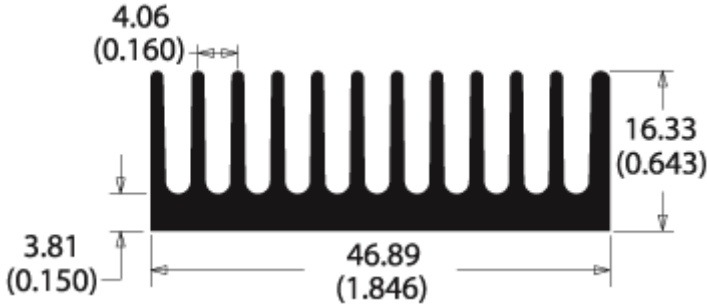




ONE COOL IDEA AFTER ANOTHER

	Part Number	Thermal Resistance °C/W at 3in length	Width in	Height in	Surface Area in²	Weight lb/ft	Part Class
	64635	4.68	1.85	0.64	15.0	0.70	B

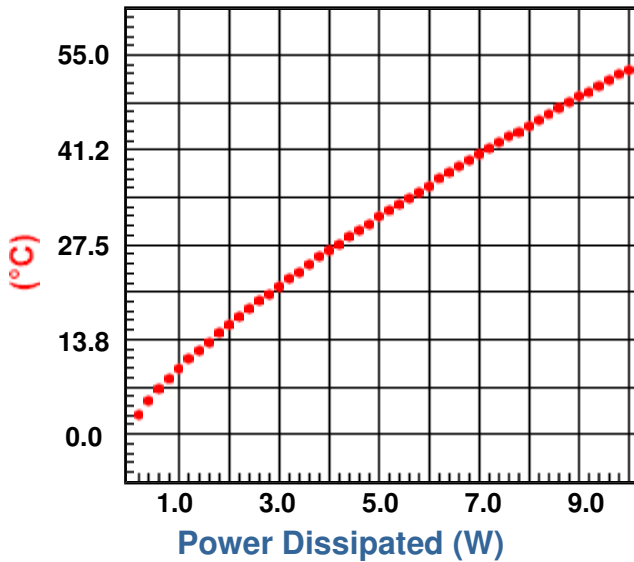


Thermal Curves  
based on 3.000 in length

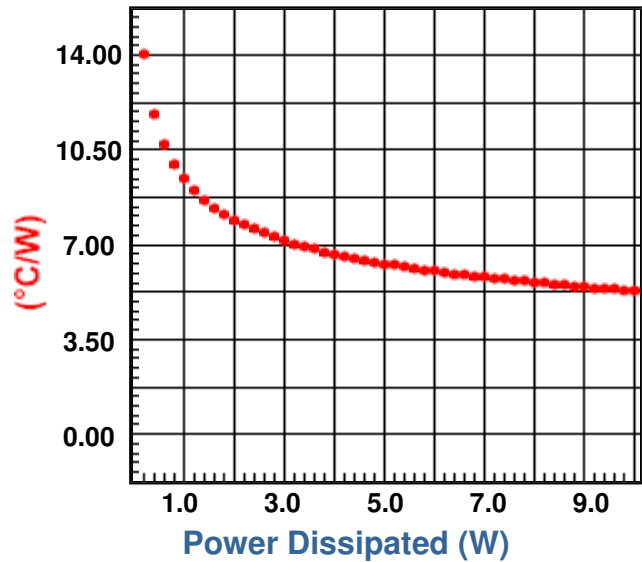
New Length 3.000  in  mm

Natural Convection

Heat Sink Temperature Rise Above Ambient

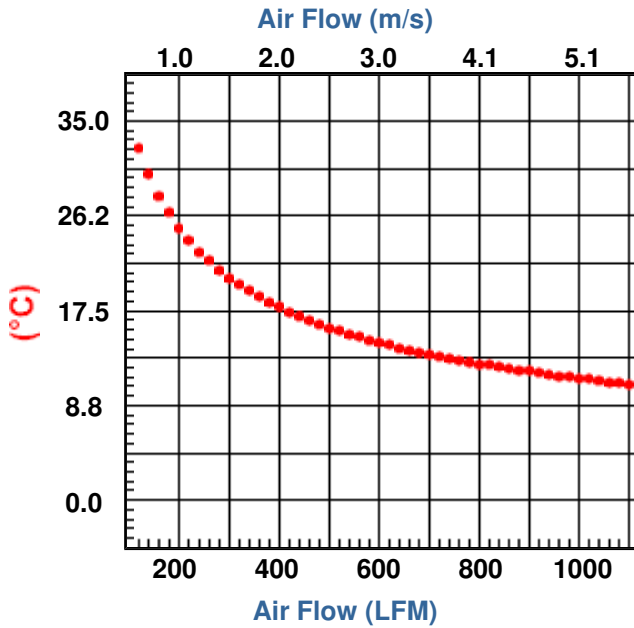


Heat Sink Thermal Resistance

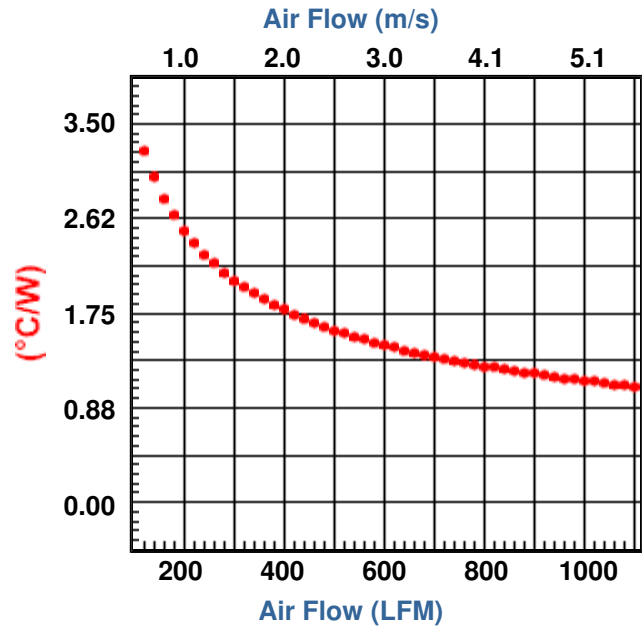


## Forced Convection

**Heat Sink Temperature Rise Above Ambient (10W Dissipated)**



**Heat Sink Thermal Resistance**



## Building a Part Number

Full Bar Length = 8.00ft

Base Part #	Bar Length	Finish	Length (use zeros for full or half bars)
64635	1 Full	F Unfinished	0 0 0 0
	2 Half	F Unfinished	0 0 0 0
	3 Custom	B Black Anodized C Gold Chromate U Unfinished* V AavSHIELD <sup>3</sup>	<i>indicate length in inches to three decimal places; 1 5 2 5 0 = 15.250 "</i>

64635      \_      \_      \_ \_ \_ \_ \_

\*For unfinished extrusions with cut lengths other than half bar, the finish designation is a U.

Standard Aavid Thermalloy parts require all 12 positions to be complete.

## Non-Standard Extrusions

Aavid Thermalloy has over 10,000 extrusion profile designs on file, most with the extrusion die already available. These parts have minimum order requirements and longer lead times, but may be cost effective compared to a new design.

## Customizing & Advanced Capabilities

We offer several options for those applications which require a more unique solution. Challenge us with your thermal requirements - we can design custom solutions.

**For technical help with our Products,  
please email us at [info@aavid.com](mailto:info@aavid.com), or contact your local Manufacturer's Rep**  
Visit us at [www.aavidthermalloy.com](http://www.aavidthermalloy.com) • ©2010 Aavid Thermalloy, LLC