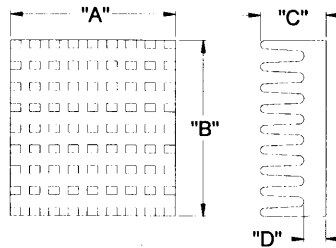





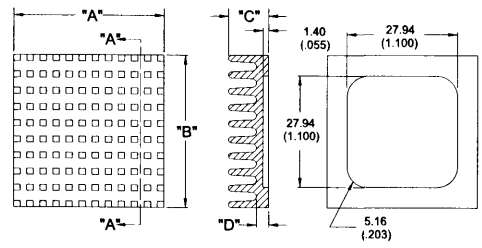
Ball Grid Arrays

BGA Size	Heat Sink	Fig.	Rsa*	Rsa@400lfm	Dimensions: mm (inches)				Clip
					A	B	C	D	
27mm	2317B	1	18.5	5.9	20.47 (.806)	26.14 (1.029)	15.24 (.600)	3.81 (.150)	BGS1
35mm	2518B	1	11.1	3.7	28.07 (1.105)	30.48 (1.200)	15.62 (.615)	4.19 (.165)	BGS2
40mm	2519B	1	10.6	3.3	31.37 (1.235)	34.49 (1.358)	15.62 (.615)	4.19 (.165)	BGS3
	2521B	1	11.6	4.0	31.37 (1.235)	33.02 (1.300)	12.45 (.490)	4.19 (.165)	BGS3
	2318B	2	15.6	4.0	31.37 (1.235)	33.02 (1.300)	12.45 (.490)	3.30 (.165)	BGS3
45mm	2520B	1	8.9	2.7	37.97 (1.495)	38.10 (1.500)	15.62 (.615)	4.19 (.165)	BGS4
	2522B	1	10.6	3.7	37.97 (1.495)	38.10 (1.500)	15.62 (.400)	4.19 (.165)	BGS4
	2323B	2	13.2	3.3	37.97 (1.495)	38.10 (1.500)	14.48 (.570)	3.05 (.120)	BGS4
	2320B	2	14.3	4.3	37.97 (1.495)	38.10 (1.500)	10.16 (.400)	3.05 (.120)	BGS4

* degrees C/Watt at 50 degrees C rise.



▲ FIGURE 1



▲ FIGURE 2

